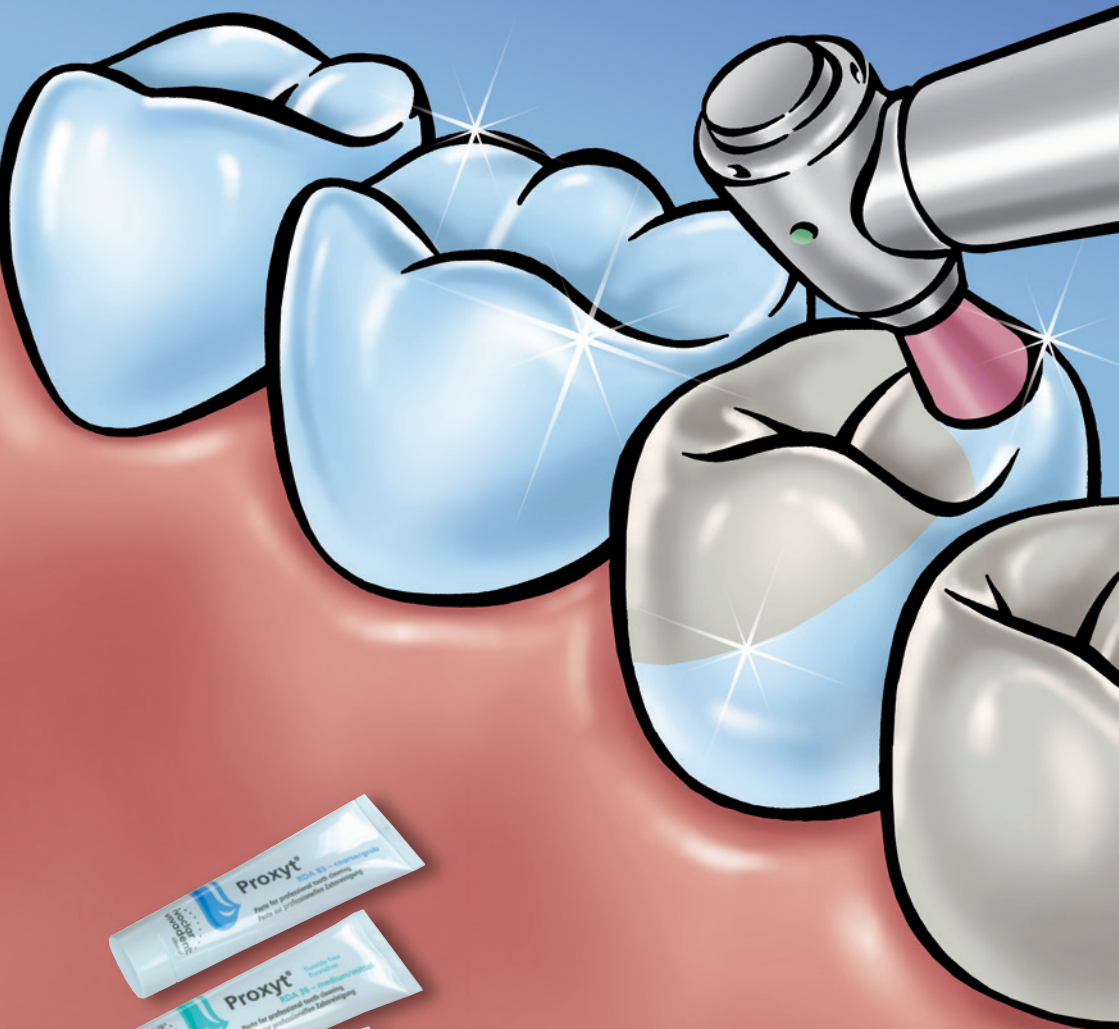


Proxyt®

For professional tooth cleaning and polishing



Prophy pastes
Targeted, gentle, reliable

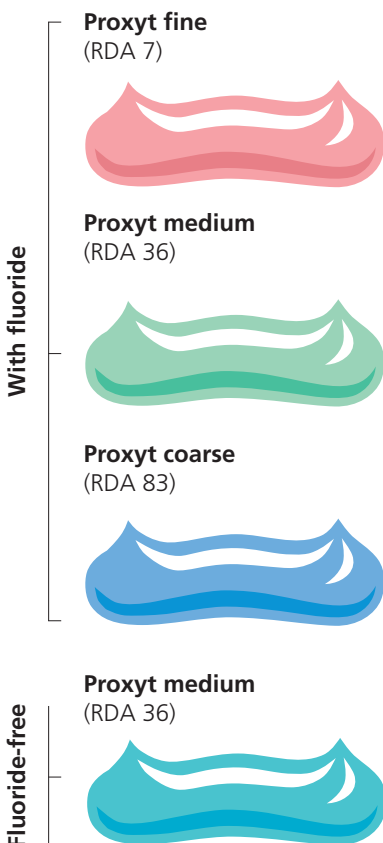
Proxyt®

Prophy pastes for professional tooth cleaning and polishing

Systematic professional cleaning and polishing of teeth, restorations and implants constitute the basic measures for preventing caries as well as periodontal and peri-implant diseases. Within the context of oral health management, these measures significantly contribute to the overall well-being of patients. Apart from the health benefits, professional oral hygiene enhances the "pink and white esthetics"; in other words, the teeth and gums of patients look healthy and attractive.

Meeting individual needs

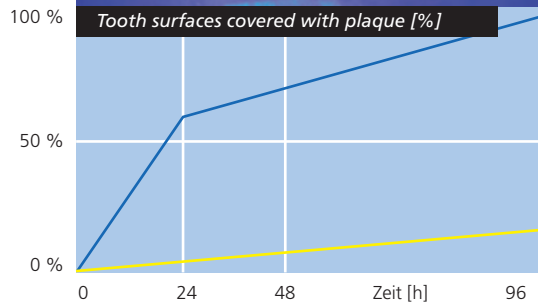
The advanced Proxyt® prophy paste system allows you to treat your patients according to their individual needs. Proxyt pastes clean effectively and gently. They do not unnecessarily wear tooth structure or roughen restorative surfaces. Since the pastes are available in three different abrasive values, you can select the most appropriate one for the case at hand:



Inhibiting the growth of biofilm

Rough surfaces promote the accumulation of harmful bacteria. In contrast, smooth surfaces hamper the adhesion of bacteria and therefore the development of bacterial biofilm. As a result, smooth dental surfaces are beneficial to the good health of teeth and gums. Proxyt enables you to establish the prerequisites for these favourable conditions.

The fluorescent Plaque Test reveals the invisible biofilm.



Smooth tooth surfaces are hardly covered with plaque. (Quirynen et al. 1988)

The pastes also contain xylitol, which inhibits the growth of cariogenic bacteria.

RDA = Relative Dentin Abrasion

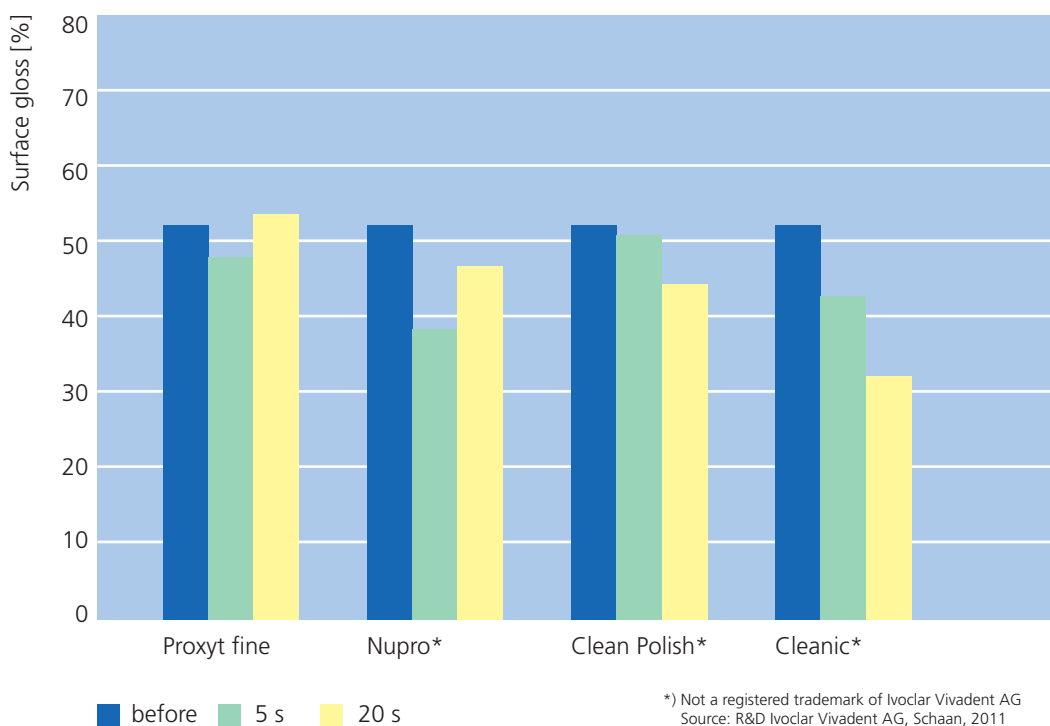
Proxyt[®]

High-quality restorations
maintain their lustre



Scratched surfaces look dull, while smooth surfaces have a natural-looking lustre. In addition to hard and healthy dental enamel, significantly less resistant dentin and filling materials need to be cleaned. Therefore, harsh agents must be avoided at all cost.

The fine version of Proxyt is designed for cleaning and polishing high-quality surfaces. The paste cleans restorations and implants without scratching.



Effects of various fine prophylaxis pastes on nano-hybrid composite resin surfaces after a polishing interval of 5 seconds and 20 seconds respectively
(Lendenmann et al. 2011)



Proxyt®

Proxyt without fluoride

In cases where a fluoride-free prophylaxis paste is needed, the medium-abrasive Proxyt paste without fluoride or flavour additives is the material of choice.

The teal colouring of the paste provides a strong contrast to the dental hard tissue. This distinctive colour enables you to make sure that all the paste residue is removed after the restorative treatment process.



Hygienic, accurate dispensing from the tube

Removal of temporary cement with fluoride-free Proxyt

Picture courtesy of Dr L. Enggist, Ivoclar Vivadent AG, Schaan



Polishing with a fine medium creates a natural-looking sheen.

Picture courtesy of Dr A. Peschke, Ivoclar Vivadent AG, Schaan



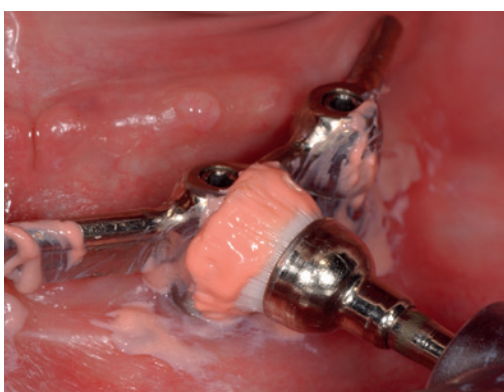
Protecting sensitive tissue

Peri-implant tissue is much more sensitive than gingival tissue. Therefore, implant-supported restorations must be cleaned very gently with fine Proxyt paste and soft rubber cups or brushes. Since implant patients need to have their teeth cleaned professionally on a regular basis for the rest of their life, this procedure should be as effective and gentle as possible.

Gentle cleaning of an implant bar retainer

Picture courtesy of Dr R. Watzke, Ivoclar Vivadent AG, Schaan

With the proper care, implant-supported restorations will last a long time.



Proxyt®

Accepted by children:
professional tooth
cleaning with Proxyt



Accentuating esthetics

Professional cleaning and polishing with the fine Proxyt paste brings out the best in quality ceramic restorations. The teeth maintain their lifelike lustre. Healthy gums accentuate their shine.

Maintaining good oral health

Professional tooth cleaning with Proxyt plays an important part in keeping teeth and gums healthy. Children and adults appreciate the painless treatment.

Features	Benefits
Three defined levels of abrasion	<ul style="list-style-type: none"> ▶ Customized, gentle cleaning and polishing ▶ Prevention of hypersensitivity
Xylitol	Interruption of the bacterial metabolism
<ul style="list-style-type: none"> ▶ Three abrasive values with fluoride ▶ Medium abrasive value also available without fluoride or flavour additives 	Customized solutions for individual needs
Fine Proxyt without pumice	<ul style="list-style-type: none"> ▶ Scratch-free polishing of valuable surfaces ▶ Natural-looking shine ▶ Gentle to sensitive peri-implant tissue
Smooth consistency	<ul style="list-style-type: none"> ▶ Good adhesion to teeth and instruments ▶ Spatter-free formula ▶ Easy to rinse away
Tube	<ul style="list-style-type: none"> ▶ Hygienic, accurate dispensing ▶ Economical

Taking gentle care of esthetic
IPS e.max® Press restorations



Excellent "pink and white esthetics"

Your benefits

- ▶ Well-being of patients
- ▶ Long-term gentle care of your quality restorative and implant work
- ▶ Maintenance of good oral health

Benefits for patients

- ▶ Well-being during and after professional treatment with Proxyt
- ▶ Perceptibly smooth teeth and clean mouth
- ▶ Long-term beautiful teeth

*Pictures courtesy of Dr A. Stiefenhofer,
Ivoclar Vivadent AG, Schaan*

Proxyt®

Prophy pastes for customized oral health management

Proxyt significantly contributes to keeping teeth and gums healthy. In addition, Proxyt helps you to keep fillings, crowns, bridges and implants in good condition for a long time.

Delivery forms Proxyt

Refill

Individual tubes containing 55 ml each:
Proxyt fine (RDA 7)
Proxyt medium (RDA 36)
Proxyt coarse (RDA 83)
Proxyt medium (RDA 36), fluoride-free

RDA = Relative Dentin Abrasion



Descriptions and data constitute no warranty of attributes.
Printed in Liechtenstein.
© Ivoclar Vivadent AG, Schaan, Liechtenstein
627622/2014-02-10/e

Ivoclar Vivadent AG
Bendererstrasse 2
9494 Schaan
Liechtenstein
Tel. +423 235 35 35
Fax +423 235 33 60
www.ivoclarvivadent.com

Fast examination	Customized treatment
Professional Care products are designed to evaluate the individual treatment needs of patients and to take effective combined measures.	
CRT® bacteria Test for establishing the mutans streptococci and lactobacilli counts in saliva and in plaque	Cervitec® Protective varnish, oral care gel and mouth rinse containing chlorhexidine and more
CRT® buffer Test for determining the buffering capacity of saliva	Fluor Protector - protective varnish containing fluoride - Intensive care gel containing calcium, phosphate and fluoride
Plaque Test Fluorescent disclosing liquid for revealing plaque	Helioseal® Fissure sealants
	VivaSens® Desensitizer for hypersensitive teeth
	OptraGate® Gentle lip and cheek retractor

Literature

Bose M, Ott KHR: Abrieb, Aufrauung und Glättung von Kompositen durch Prophylaxepasten in vitro. Dtsch Zahnärztl Z 1996; 51: 690-693

Lendenmann U, David G, Gigerl S, Schwenninger M, Roulet JF: Oberflächeneffekte von Prophy-Pasten auf Komposite. prophylaxe impuls 15. Jahrgang, 71-76, 2011

Jaeger R, Deissenbeck M, Jaeger D, Soltész U: Abrieb von Dentalersatzwerkstoffen durch Prophylaxepasten. Quintessenz 2005; 56(1): 61-65

Juric H, Dukic W, Jankovic B, Karlovic Z, Pavelic B: Suppression of salivary streptococcus mutans and lactobacilli by topical caries preventive agents; Cent Eur J Publ Health 2003. 11: 219-222

Quiryren M, Marechal M, Busscher H, El-Abaid, Arends J, van Steenberghe: The influence of surface characteristics on the early bacterial colonization of intra-oral hard surfaces. J Clin Dent 1988; 1: A14-19

Rühling A, Wulf J, Schwahn C, Kocher T: Surface wear on cervical restorations and adjacent enamel and root cementum caused by simulated long-term maintenance therapy. J Clin Periodontol 2004; 31: 293-298

Sanderink RBA, Zitzmann N, Saxer UP, Schlagenhaut U, Persson R, Erne P: Parodontitis und Periimplantitis: in den menschlichen Körper disseminierende Biofilm-Infekte. Quintessenz 2008; 59(3): 273-285

Sheets CG, Paquette JM: Postorthodontic restoration of enamel surface characteristics. Signature Int 1997; Fall Edition: 1-3

Stokey GK, Schemehorn BR: A method for assessing the relative abrasion of prophylaxis materials. J Dent Res 1979; 58: 588-592

**ivoclar**
vivadent®
passion vision innovation