

Cervitec® Plus

Protective varnish containing chlorhexidine and thymol



Targeted protection –
controlled risk


ivoclar
vivadent
passion vision innovation

Cervitec® Plus

Protective varnish containing chlorhexidine and thymol



A challenging situation

When the number of certain germs, such as mutans streptococci increases significantly in the mouth, the risk of developing caries rises. In these cases, routine oral hygiene measures, professional tooth cleaning and topical fluoride application are often not sufficient to protect the teeth from damage.

Making life hard for microorganisms

The Cervitec Plus varnish system, which contains the proven combination of the active ingredients chlorhexidine and thymol, allows you to selectively control these germs and therefore reduce an important caries risk factor [1-5]. The varnish protects exposed root surfaces [6; 7] and reduces the bacterial activity on teeth [8-18]. Therefore, Cervitec Plus assists in lowering the caries risk [1-5] and helps to prevent and treat gingivitis [9; 19].

Effective where it is needed

Cervitec Plus provides protection exactly where it is needed. The varnish delivery form in combination with your professional application enables this precision. Chlorhexidine and thymol can take effect directly on the tooth surface [11; 20; 21].

Excellent protection for at-risk areas

Cervitec Plus protects hard-to-reach and particularly susceptible areas such as

- exposed root surfaces [6; 7]
- open dentin tubules [22; 23]
- fissures [5; 8; 13; 24-28]
- erupting teeth [12; 29; 30]
- proximal surfaces [31-33]
- areas around brackets and bands [9; 15; 19; 34-41]
- along the margins of implant-supported restorations, crowns and bridges [42-47].



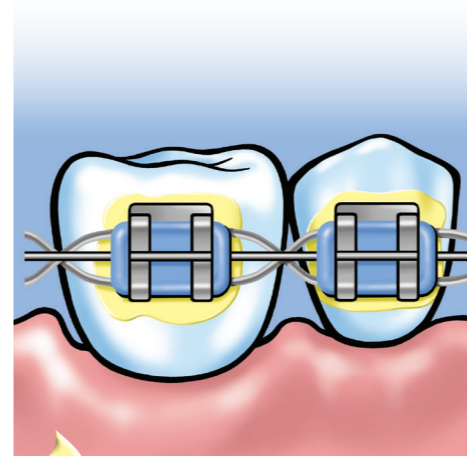
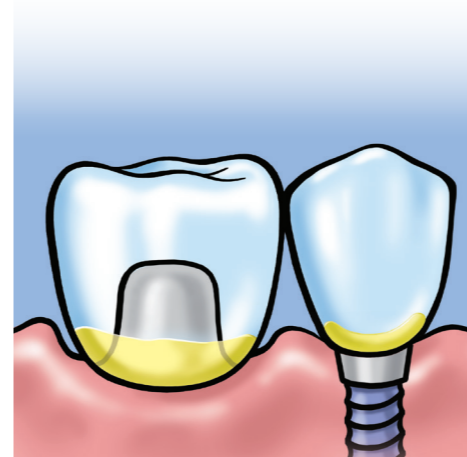
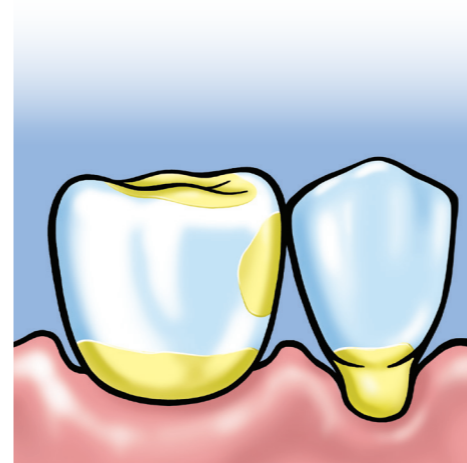
Cervitec Plus is applied on susceptible cervicals (Picture: Dr A. Peschke, Ivoclar Vivadent AG, Schaan, Liechtenstein)

Application of the chlorhexidine-containing varnish on exposed root dentin (Picture: Dr R. Watzke, Ivoclar Vivadent AG, Schaan, Liechtenstein)

Precise application of the varnish on anchors (Picture: Dr R. Watzke, Ivoclar Vivadent AG, Schaan, Liechtenstein)



Effective exactly where it is needed



Application of Cervitec Plus on susceptible areas

Multiple benefits

Cervitec Plus assists in the control of a high caries risk

- in situations where the mutans streptococcus count is very high [1-5]
- in cases of transmission among family members [48; 49]

Cervitec Plus offers protection when personal oral hygiene is impaired

Professional varnish application provides a good alternative for patients who are incapable of cleaning their teeth effectively due to motor impairments [10].

Cervitec Plus helps to keep high-quality restorations in good condition

- implant-supported restorations [42-45]
- crowns and bridges [46; 47]

Years of expertise

Cervitec Plus is based on the long-term experience gained with its predecessor, the protective varnish Cervitec [8; 11; 22]. Its clinical effectiveness has been confirmed in numerous international studies and in practical situations.

Cervitec® Plus – targeted protection – controlled risk

Features	Benefits
1 % chlorhexidine plus 1 % thymol in a homogeneous solution	Effective germ control [1-4; 8; 10; 48; 49]
Professional varnish application	Extended availability of active substances [11; 20; 21]
Optimum flow and wetting behaviour [50; 51]	- Application on difficult-to-reach areas [5; 8; 15; 19; 24-39; 41; 52-61] - Protective coating for exposed root surfaces [6; 7]
Clear, colourless	Optimum esthetic appearance in the anterior region
Innovative varnish base	Improved and longer adhesion [22; 50]
Heightened moisture tolerance [50]	Easy application [62]

Cervitec Plus delivery forms



Assortment
20 x Single Dose, 0.25 g each
Accessories



Assortment
1 x Dispensing Tube, 7 g
Accessories

Refill
2 x Dispensing Tubes, 7 g each
Accessories



Literature

- Zhang Q, van Palenstein Helderma WH, van't Hof MA, Truin GJ. Chlorhexidine varnish for preventing dental caries in children, adolescents and young adults: a systematic review. *Eur J Oral Sci* 2006; 114:449-455.
- Ersin NK, Eden E, Eronat N, Totu FI, Ates M. Effectiveness of 2-year application of school-based chlorhexidine varnish, sodium fluoride gel, and dental health education programs in high-risk adolescents. *Quintessence Int* 2008;39:e45-51.
- Sköld-Larsson K, Borgstrom MK, Twetman S. Effect of an antibacterial varnish on lactic acid production in plaque adjacent to fixed orthodontic appliances. *Clin Oral Investig* 2001;5:118-121.
- Petersson LG, Maki Y, Twetman S, Edwardsson S. Mutans streptococci in saliva and interdental spaces after topical application of an antibacterial varnish in schoolchildren. *Oral Microbiol Immunol* 1991;6:284-287.
- Baca P, Munoz MJ, Bravo M, Junco P, Baca AP. Effectiveness of chlorhexidine-thymol varnish for caries reduction in permanent first molars of 6-7-year-old children: 24-month clinical trial. *Community Dent Oral Epidemiol* 2002;30:363-368.
- Baca P, Clavero J, Baca AP, Gonzalez-Rodriguez MP, Bravo M, Valderama MJ. Effect of chlorhexidine-thymol varnish on root caries in a geriatric population: a randomized double-blind clinical trial. *Journal of Dentistry* 2009;37:679-685.
- Tan HP, Lo EC, Dyson JE, Luo Y, Corbet EF. A randomized trial on root caries prevention in elders. *Journal of Dental Research* 2010;89:1086-1090.
- Sköld-Larsson K, Sollenius O, Petersson LG, Twetman S. Effect of topical applications of a novel chlorhexidine-thymol varnish formula on mutans streptococci and caries development in occlusal fissures of permanent molars. *J Clin Dent* 2009;20:223-226.
- Baygin O, Tuzuner T, Ozel M-B, Bostanoglu O. Comparison of combined application treatment with one-visit varnish treatments in an orthodontic population. *Med Oral Patol Oral Cir Bucal* 2013;18:e362-370.
- Baygin O, Tuzuner T, Kusgoz A, Senel AC, Tanriver M, Arslan I. Antibacterial effects of fluoride varnish compared with chlorhexidine plus fluoride in disabled children. *Oral Health Prev Dent* 2014;12:373-382.
- Jentsch HFR, Eckert FR, Eschrich K, Stratul SI, Kneist S. Antibacterial action of Chlorhexidine/thymol containing varnishes in vitro and in vivo. *Int J Dent Hyg* 2014;12:168-173.
- Flamee S, Gizani S, Caroni C, Papagiannoulis L, Twetman S. Effect of a chlorhexidine/thymol and a fluoride varnish on caries development in erupting permanent molars: a comparative study. *Eur Arch Paediatr Dent* 2015;16:449-454.
- Lipták L, Bársony N, Twetman S, Madléna M. The effect of a chlorhexidine-fluoride varnish on mutans streptococci counts and laser fluorescence readings in occlusal fissures of permanent teeth: A split-mouth study. *Quintessence Int* 2016; 47:767-773.
- Narayan A, Satyaprasad S, Anandraj S, Ananda SR, Kamath PA, Nandan S. Comparison of efficacy of three chemotherapeutic agents on Streptococcus mutans count in plaque and saliva: A randomized controlled triple blind study. *Journal of the Indian Society of Pedodontics and Preventive Dentistry* 2017; 35:174-180.
- Lipták L, Szábo K, Nagy G, Márton S, Madléna M. Microbiological Changes and Caries-Preventive Effect of an Innovative Varnish Containing Chlorhexidine in Orthodontic Patients. *Caries Res* 2018;52:272-278.
- Ben Khadra GM, Arrag EA, Alammori M, Alkadi MF. The effect of chlorhexidine-thymol and fluoride varnishes on the levels of Streptococcus mutans in saliva in children aged 6-8 years. *Indian J Dent Res* 2019;30:67-72.
- Paula VA, Modesto A, Santos KR, Gleiser R. Antimicrobial effects of the combination of chlorhexidine and xylitol. *British Dental Journal* 2010;209:E19.
- Sajjan PG, Nagesh L, Sajjanar M, Reddy SK, Venkatesh UG. Comparative evaluation of chlorhexidine varnish and fluoride varnish on plaque Streptococcus mutans count--an in vivo study. *Int J Dent Hyg* 2013; 11:191-197.
- Sköld K, Twetman S, Hallgren A, Yucel-Lindberg T, Modéer T. Effect of a chlorhexidine/thymol-containing varnish in prostaglandin E2 levels in gingival crevicular fluid. *European Journal of Oral Sciences* 1998; 106:571-575.
- Attin T, Abouassi T, Becker K, Wiegand A, Roos M, Attin R. A new method for chlorhexidine (CHX) determination: CHX release after application of differently concentrated CHX-containing preparations on artificial fissures. *Clinical Oral Investigations* 2008;12:189-196.
- Huizinga ED, Ruben JL, Arends J. Chlorhexidine and thymol release from a varnish system. *J Biol Buccale* 1991;19:343-348.
- Drebenstedt S, Zapf A, Rodig T, Mausberg RF, Ziebolz D. Efficacy of two different CHX-containing desensitizers: a controlled double-blind study. *Operative Dentistry* 2012;37:161-171.
- Sethna GD, Prabhujil ML, Karthikeyan BV. Comparison of two different forms of varnishes in the treatment of dentine hypersensitivity: a subject-blind randomised clinical study. *Oral Health Prev Dent* 2011;9:143-150.
- Araujo AM, Naspitz GM, Chelotti A, Cai S. Effect of Cervitec on mutans streptococci in plaque and on caries formation on occlusal fissures of erupting permanent molars. *Caries Res* 2002;36:373-376.
- Bratthall D, Serinirach R, Rapisuwon S, Kuratana M, Luangjarmekorn V, Lukisla K, Chaipanich P. A study into the prevention of fissure caries using an antimicrobial varnish. *Int Dent J* 1995;45:245-254.
- Gokalp S, Baseren M. Use of laser fluorescence in monitoring the durability and cariostatic effects of fluoride and chlorhexidine varnishes on occlusal caries: a clinical study. *Quintessence Int* 2005;36:183-189.
- Joharji RM, Adenubi JO. Prevention of pit and fissure caries using an antimicrobial varnish: 9 month clinical evaluation. *J Dent* 2001;29:247-254.
- Sköld-Larsson K, Fornell AC, Lussi A, Twetman S. Effect of topical applications of a chlorhexidine/thymol-containing varnish on fissure caries assessed by laser fluorescence. *Acta Odontol Scand* 2004;62:339-342.
- Plotzitz B, Kneist S, Berger J, Hetzer G. Efficacy of chlorhexidine varnish applications in the prevention of early childhood caries. *Eur J Paediatr Dent* 2005;6:149-154.
- Baca P, Munoz MJ, Bravo M, Junco P, Baca AP. Effectiveness of chlorhexidine-thymol varnish in preventing caries lesions in primary molars. *J Dent Child (Chic)* 2004;71:61-65.
- Heintze SD. Interdental mutans streptococci suppression in vivo: a comparison of different chlorhexidine regimens in relation to restorative material. *American Journal of Dentistry* 2002;15:103-108.
- Twetman S, Petersson LG. Interdental caries incidence and progression in relation to mutans streptococci suppression after chlorhexidine-thymol varnish treatments in schoolchildren. *Acta Odontol Scand* 1999;57:144-148.
- Twetman S, Petersson LG. Effect of different chlorhexidine varnish regimens on mutans streptococci levels in interdental plaque and saliva. *Caries Res* 1997;31:189-193.
- Twetman S, Hallgren A, Petersson LG. Effect of an antibacterial varnish on Mutans Streptococci in plaque from enamel adjacent to orthodontic appliances. *Caries Res* 1995;29:188-191.
- Eronat C, Alpöz AR. Effect of Cervitec varnish on the salivary Streptococcus mutans levels in the patients with fixed orthodontic appliances. *Journal of Marmara University Dental Faculty* 1997;2:605-608.
- Øgaard B, Larsson E, Glans R, Henriksson T, Birkhed D. Antimicrobial effect of a chlorhexidine-thymol varnish (Cervitec) in orthodontic patients. A prospective, randomized clinical trial. *J Orofac Orthop* 1997;58:206-213.
- Yucel-Lindberg T, Twetman S, Sköld K, Modéer T. Effect on an antibacterial dental varnish on the levels of prostanoids, leukotriene B4, and interleukin-1 in gingival crevicular fluid. *Acta Odontol Scand* 1999;57:23-27.
- Madléna M, Vitalyos G, Márton S, Nagy G. Effect of chlorhexidine varnish on bacterial levels in plaque and saliva during orthodontic treatment. *J Clin Dent* 2000;11:42-46.
- Kneist S, Zingler S, Lux C. Therapiebegleitende Massnahmen zur Kontrolle des Karies- und Demineralisationsrisikos bei kieferorthopädischer Behandlung. *ZWR Das deutsche Zahnärzteblatt* 2008;117:218-228.
- Kronenberg O, Lussi A, Ruf S. Preventive effect of ozone on the development of white spot lesions during multibracket appliance therapy. *The Angle Orthodontist* 2009;79:64-69.
- Øgaard B, Larsson E, Henriksson T, Birkhed D, Bishara SE. Effects of combined application of anti microbial and fluoride varnishes in orthodontic patients. *American Journal of Orthodontics and Dentofacial Orthopedics* 2001;120:28-35.
- Besimo CHE, Guindy JS, Lewetog D, Meyer J. Prevention of bacterial leakage into and from prefabricated screw-retained crowns on implants in vitro. *Int J of Oral & Maxillofacial Implants* 1999;14:654-660.
- Johansson LA, Ekfeldt A, Petersson LG, Edwardsson S. Antimicrobial effect of a chlorhexidine varnish, Cervitec in healing caps in osseointegrated prosthetic treatment. *Swed Dent J* 1994;16:255-256.
- Besimo CHE, Guindy Z, Lewetog D, Besimo RH, Meyer J. Marginale Passgenauigkeit und Bakteriendichtigkeit von verschraubten implantatgetragenen Suprastrukturen. *Parodontologie* 2000;3:217-229.
- Nekkhalapudi S, Mikulski L, Gurund S, Appachu KM, Andreana S. Antimicrobial effect of a chlorhexidine varnish as coating on implant abutments. *IADR Abstract* 2015.
- Wallman C, Birkhed D. Effect of chlorhexidine varnish and gel on mutans streptococci in margins of restorations in adults. *Caries Res* 2002;36:360-365.
- Schoppe J, Lendenmann U. Hemmstofftests mit Cervitec Plus auf verschiedenen Dentalmaterialien. Internal Investigation Report, Ivoclar-Vivadent AG, Schaan, Principality of Liechtenstein 2019.
- Duskova J, Broukal Z, Kratky M. Inhibition of the oral streptococcus mutans - transfer in the mother and child care: results in mothers and infants in the 3rd year of study. *Caries Res* 2000;34:347.
- Dubielecka M, Slotwinska SM. Suppression of caries in mothers and caries risk in offspring. *Journal of Dental Research* 2005;84 (Spec Iss B): Abstract # 0068.
- Bolis C, (Goerge) MB, Grégoire* G, Roulet J, Huwig A, Weigand C. Desensitizing varnish with improved antimicrobial properties. Poster, Ivoclar-Vivadent AG, Schaan, Principality of Liechtenstein; *Paul Sabatier University, Toulouse, France 2007.
- Bolis C, Lendenmann U. Applikation und Schichtbildung von Cervitec Plus auf Zähnen. Internal Investigation Report, Ivoclar-Vivadent AG, Schaan, Principality of Liechtenstein 2019.
- Huizinga ED, Ruben J, Arends J. Effect of an antimicrobial-containing varnish on root demineralisation in situ. *Caries Res* 1990;24:130-132.
- Lynch E, Beighton D. Short-Term Effects of Cervitec on the Microflora of Primary Root Caries Lesions Requiring Restoration. *Caries Res* 1993;27:236.
- Marren PV, Lynch E, Heath MR. Cervitec's effect on plaque mutans streptococci covering healthy root surfaces. *Journal of Dental Research* 1997;76:93.
- Ekenbäck SB, Linder LE, Lönnings H. Effect of four dental varnishes on the colonization of cariogenic bacteria on exposed sound root surfaces. *Caries Res* 2000;34:70-74.
- Benz C, Benz B, El-Mahdy KR, Hickel R. The effect of preventive regimens on dentate elderly after 3 years. *Journal of Dental Research* 2002;81(Spec Iss A): Abstract #2734.
- Brailsford SR, Fiske J, Gilbert S, Clark D, Beighton D. The effects of the combination of chlorhexidine/thymol- and fluoride-containing varnishes on the severity of root caries lesions in frail institutionalized elderly people. *Journal of Dentistry* 2002;30:319-324.
- Haukali G, Poulsen S. Effect of a varnish containing chlorhexidine and thymol (cervitec) on approximal caries in 13- to 16-year-old schoolchildren in a low caries area. *Caries Research* 2003;37:185-189.
- Johnson G, Almqvist H. Non-invasive management of superficial root caries lesions in disabled and infirm patients. *Gerodontology* 2003;20:9-14.
- Wicht MJ, Haak R, Lummert D, Noack MJ. Treatment of root caries lesions with chlorhexidine-containing varnishes and dentin sealants. *Am J Dent* 2003;16:25A-30A.
- Zhang Q, van't Hof MA, Truin GJ, Bronkhorst EM, van Palenstein Helderma WH. Caries-inhibiting effect of chlorhexidine varnish in pits and fissures. *J Dent Res* 2006;85:469-472.
- Dambacher A. Kundenzufriedenheitsanalyse Cervitec Plus. Customer Survey, Ivoclar-Vivadent AG, Schaan, Principality of Liechtenstein 2009.