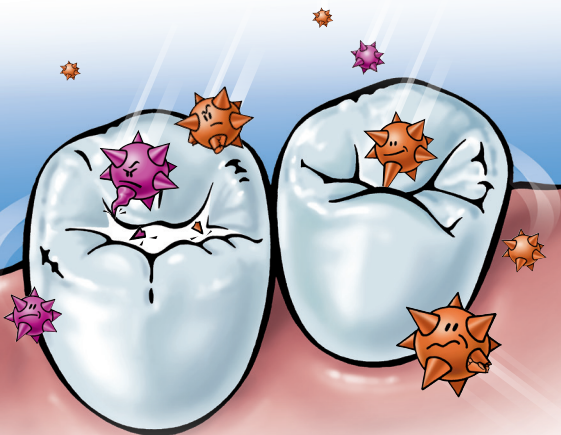


Helioseal® F Plus

Protection for pits and fissures



Advantages

New formulation featuring optimized consistency
- light-curing, white-pigmented, fluoride-releasing

Precise dispensing and application
- handy syringe
- fine 0.4-mm tips

Reduced exposure time

Excellent retention

Benefits

Optimum distribution on the intricate surfaces of pits and fissures

Efficient treatment

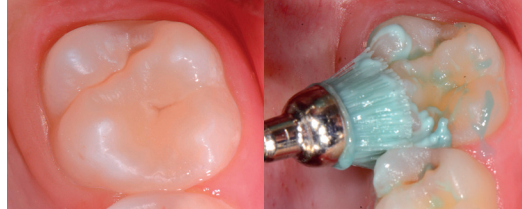
Fast, comfortable treatment for children

Effective protection against caries



Helioseal® F Plus

Protection for pits and fissures



1 | Tooth to be sealed

2 | Clean



3 | Isolate



4 | Condition




5 | Rinse



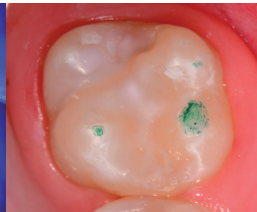
6 | Dry



7 | Apply the sealant



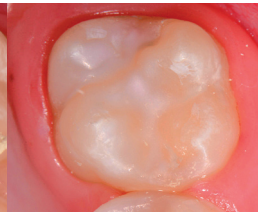
8 | Light-cure



9 | Check occlusion



10 | Finish



11 | Sealed tooth



12 | Apply fluoride