

Materials

CHOOSE THE MATERIAL THAT WORKS FOR YOU

Innovation and longevity are the basis and at the same time key to a successful, comprehensive materials portfolio. Ivoclar Vivadent is at home in the world of materials. With Ivoclar Digital, the company is now pooling its digital expertise under a new brand.

In the field of **Fixed Prosthetics**, the all-ceramic material IPS e.max® sets standards with more than 120 million restorations placed worldwide.* Its success is the starting point for many other products in this area.

In the field of **Removable Prosthetics**, denture production is becoming completely digital: The tooth-coloured SR Vivodent® CAD discs and the gingiva-coloured denture base material IvoBase® CAD form the basis for this procedure.

The **process-supporting ProArt CAD discs** assist in converting today's analogue working procedures in the dental laboratory into fully digital procedures. This increases digital production and, as a result, optimizes machine utilization.



FIXED PROSTHETICS

REMOVABLE PROSTHETICS

PROCESS-SUPPORTING MATERIALS



Empress® CAD
Multi A2
C14 L

ivoclar
digital



GT GRADIENT TECHNOLOGY


IPS e.max®

ZirCAD

Prime

A2

Ø 98.5
| 16 mm



Incisal side
Occlusal side

ivoclar
digital

All c
all



FIXED PROSTHETICS

IPS e.max® CAD

IPS e.max® ZirCAD

IPS Empress® CAD

Tetric® CAD


Telio® CAD

Viteo® Base Ti

Colado® CAD CoCr4

Colado® CAD Ti2

Colado® CAD Ti5



ceramic,
you need.

IPS e.max[®] CAD





IPS e.max® CAD

IPS e.max CAD lithium disilicate is the most commonly used glass-ceramic worldwide*. The material covers a wide variety of indications and combines efficiency with easy handling.

The versatile and reliable lithium disilicate glass-ceramic IPS e.max CAD ensures vibrant esthetic results. Excellent light-optical properties, in combination with a unique material structure and high strength (530 MPa**), allow beautiful, natural-looking restorations to be achieved.

The high level of clinical evidence with regard to IPS e.max CAD provides assurance and reliability in the production of long-term, esthetic restorations. This results in satisfied patients.

Complete in a few steps

Esthetics and strength – united in one material – provide reliability during processing. This helps you to create restorations efficiently and implement the patient's expectations directly.

Less rework

The shade is easy to reproduce accurately, thanks to the wide range of products available. The assortment always offers the correct block in the right restoration shade.

Flexibility

You will always find a suitable solution thanks to the comprehensive portfolio of blocks, which includes 4 translucency levels (HT, MT, LT, MO and Impulse shades) as well as different block sizes.

INDICATIONS

- Veneers (≥ 0.4 mm)
- Occlusal veneers
- Inlays
- Onlays
- Partial crowns
- Crowns
- Minimally invasive crowns (≥ 1 mm)***
- Three-unit bridges (up to the second premolar as the terminal abutment)

* Based on sales figures

** Mean biaxial flexural strength, measured over 10 years, R&D Ivoclar Vivadent, Schaan, Liechtenstein

*** Long-term clinical experience of more than 10 years and high strength together with adhesive cementation make a crown with at least 1 mm thickness possible.

5 steps to the correct shade and translucency

The IPS e.max Shade Navigation App recommends the best fitting translucency and shade for your IPS e.max restoration. All important influencing factors are taken into account for the overall shade effect.



IPS e.max[®] ZirCAD



Milling and sintering

IPS e.max ZirCAD offers you a wide range of options in the fabrication of restorations. You can mill different IPS e.max ZirCAD restorations during the day and sinter them during the night in the Programat[®] S1 1600 using one program. When time is short, speed sinter programs can be chosen.



IPS e.max® ZirCAD

are innovative zirconium oxide discs. Choose IPS e.max ZirCAD when high mechanical strength, low wall thicknesses and very high esthetics are required. This material is suitable for the production of monolithic and veneered crowns and bridges for the anterior and posterior region. Due to a strength of between 850 and 1,200 MPa* and high fracture toughness, the wall thicknesses of all-ceramic restorations can be reduced to a minimum. This means more natural tooth structure can be preserved during preparation.

IPS e.max ZirCAD Prime is redefining all-ceramics. The revolutionary material is synonymous with highest quality and esthetics. The high strength of 1,200 MPa** makes IPS e.max ZirCAD Prime suitable for all indications, ranging from single tooth crowns to 14-unit bridges. The continuous, seamless progression of shade and translucency ensures high-end esthetics. The material accommodates a wide array of processing techniques for a maximum of flexibility. IPS e.max ZirCAD Prime is the "One-Disc Solution": It produces first-class results and simultaneously optimizes the efficiency and profitability of dental laboratories.

* Typical mean value of biaxial flexural strength dependent on the translucency level, R&D Ivoclar Vivadent, Schaan, Liechtenstein

** Typical mean value of biaxial flexural strength IPS e.max ZirCAD Prime (dentin), R&D Ivoclar Vivadent, Schaan, Liechtenstein

Flexibility

Due to the comprehensive disc portfolio, which comprises discs in 4 translucency levels (MT Multi, MT, LT, MO) and the new IPS e.max ZirCAD Prime disc, you will always find the right solution. All discs are available in different thicknesses.

Customized esthetics

Coordinated veneering materials, such as IPS e.max Ceram and IPS Ivocolor®, the universal stains and glazes, open up a large variety of individual characterization possibilities. This helps you to imitate the natural counterpart even more accurately.

INDICATIONS

- Full-contour crowns and bridges
- Crown and bridge frameworks
- Implant-supported superstructures

**IPS e.max® –
all ceramic, all you need**

IPS e.max is the only all-ceramic material to combine lithium disilicate glass-ceramic and zirconium oxide ceramic in one system. IPS e.max thus covers the entire range of indications of fixed prosthetics. More all-ceramics, more choice, more IPS e.max.

IPS Empress® CAD

IPS Empress® CAD

are leucite-reinforced glass-ceramic blocks. They have brilliant light-optical properties. Due to its flexural strength of 185 MPa*, IPS Empress CAD gives all-ceramic, single-tooth restorations a high degree of stability.

The polychromatic IPS Empress CAD Multi blocks have a natural gradation of shade and fluorescence from the dentin to the incisal edge. This gives the restorations a natural appearance, even without additional characterization. Due to their pronounced chameleon effect, the monochromatic HT blocks are ideal for inlays and onlays. The natural brightness value of the LT blocks has been especially designed for crowns and veneers.

* Mean biaxial flexural strength, measured over 10 years, R&D Ivoclar Vivadent, Schaan, Liechtenstein



INDICATIONS

- Veneers
- Inlays, onlays
- Partial crowns
- Crowns



**Economical
and fast**

Grind – polish – done!

Tetric® CAD



Tetric® CAD

are esthetic composite blocks. Tetric® CAD is suitable for the efficient production of esthetic single-tooth restorations. The restorations are polished after grinding and then directly seated using an adhesive cementation protocol. Tetric CAD restorations blend in with the residual tooth structure in an optically pleasing manner due to the pronounced chameleon effect, leading to an esthetic result quickly and easily.

Easy and efficient processing

Only few steps are required to fabricate an esthetic restoration from Tetric CAD: design, grind, polish – done. The restoration can be immediately seated. Tetric CAD is characterized by excellent polishing properties and intraoral reparability, thus streamlining the fabrication of restorations.

Tooth-structure preserving preparation

Tetric CAD restorations feature high strength, even if used in cases where space is limited. Thinly tapered margins can be produced without material chipping, allowing for tooth-structure preserving preparations.



INDICATIONS

- Veneers
- Inlays
- Onlays (e.g. occlusal veneers, partial crowns)
- Crowns

Natural integration

Due to the pronounced chameleon effect, Tetric CAD restorations blend in with the residual tooth structure in an optically pleasing manner.

Telio® CAD



Telio® CAD

are cross-linked PMMA discs. This material allows you to produce temporary crowns and bridges. The industrial polymerization process makes the material very homogeneous. This means Telio CAD can be easily processed.

Prior to insertion, you can choose whether the restoration should be polished or individualized with the stains and layering materials of the SR Nexco light-curing laboratory composite range.

Convincing the patient

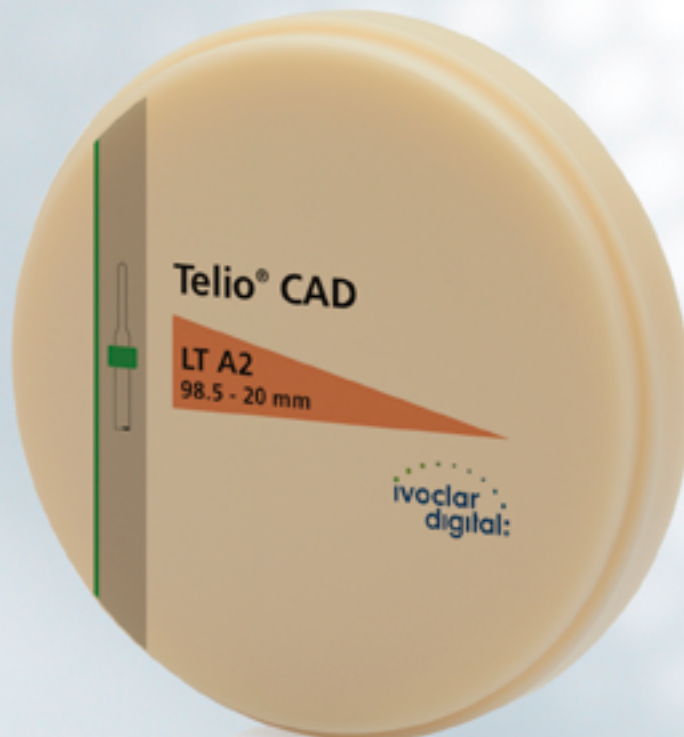
The excellent visual appearance of the temporary material allows you to show your patient what the final result will look like whilst the restoration is still in its temporary state.

Reducing the amount of rework required

Give your patient a natural-looking smile: with a material which is comfortable to wear, shows hardly any discolouration and has a low affinity to plaque. However, it is not only comfortable to wear for the patient, but also the amount of rework required is thus reduced.

INDICATIONS

– Temporary crowns and bridges



**Easy to process,
good to wear**

Easy to mill, esthetic and clinically proven: The temporary restoration can be polished to a high gloss easily and quickly.

Viteo® Base Ti



Viteo® Base Ti

is the titanium bonding base from the materials specialist. Viteo Base Ti is suitable for the fabrication of implant-supported single-tooth restorations.

The special soft edge design of the bonding surface, including a special geometry and recessed rotation protection, is ideally suited for CAD and press-ceramic materials and therefore supports long-term clinical success.

The recessed rotation protection is located vertically throughout the entire height of the shaft. As a consequence, the minimum thickness of the restoration material can be maintained with ease.

Viteo Base Ti is coordinated with the most commonly used implant systems.

Higher bond strength even without sandblasting

The preconditioned (sandblasted) bonding surface allows you to save one working step. This means you can immediately start with the cementation procedure.


In addition, the industrial preconditioning of Viteo Base Ti ensures that sensitive parts such as the cervical and emergence profile as well as the surface on the implant connection remain undamaged.

Longevity vs fracture risk

The fracture risk of restorations can be minimized through a soft design of the titanium bonding base: The soft edge design ideally supports the restorative material and thus increases the longevity of restorations.

INDICATIONS

- Implant-supported single-tooth restorations



Easy
adjustment

Viteo Base Ti can be shortened from 6 to 4 mm and thus provides maximum flexibility.

Colado® CAD

Colado® CAD CoCr4

are discs made from a cobalt-chromium alloy. With Colado CAD CoCr4 discs, it is possible to create a variety of restorations including implant-supported superstructures, full-contour crowns and bridges and frameworks for veneering. Colado® CAD CoCr4 can also be used to produce restorations with very thin cross-sections and yet strong enough to withstand strong forces. They can be veneered using conventional veneering materials from Ivoclar Vivadent, e.g. the IPS Style® metal-ceramic or the SR Nexco® laboratory composite.

Colado CAD CoCr4 has a CTE of $14.4 \pm 0.5 \times 10^{-6} /K$.

Reliable results

No matter whether a veneered or full-contour restoration is created: The uniform metal structure provides for an even milling procedure throughout the entire disc.

INDICATIONS

Colado® CAD CoCr4

- Veneered crowns
- Large bridges
- Bridges with small cross-sections
- Bars
- Implant-supported superstructures

No surprises

The homogeneous material structure allows for a continuously high quality to be achieved and makes reproducible results possible.




Wide
range of
indications

The type 4 alloy classification can be used to cover a wide range of indications - with only one material. This way you reduce your stock.



MAKE IT
STYLE
YOUR!



Colado® CAD Ti2

are pure titanium discs. They are suitable for the production of crowns and bridge frameworks for the anterior and posterior region. Depending on the situation and the indication, you can use the light-curing laboratory composite SR Nexco® to veneer the restorations. The CTE range of Colado CAD Ti2 is $9.6 \pm 0.5 \times 10^{-6}/K$.

Colado® CAD Ti5

are discs made from a titanium alloy. Use these discs to mill crowns, large-span bridges and implant-supported superstructures. The laboratory composite SR Nexco allows you to veneer restorations individually according to the patient's requirements. The CTE range of Colado CAD Ti5 is $10.3 \pm 0.5 \times 10^{-6}/K$.

Good compatibility

The corrosion-resistant material is biocompatible and has a low allergy potential.

High wearing comfort

The low specific material weight means it is comfortable for patients to wear.



INDICATIONS

Colado® CAD Ti2

- Fixed, multi-unit restorations, e.g. bridges

Colado® CAD Ti5

- Veneered crowns
- Large bridges
- Bridges with small cross-sections
- Bars
- Implant-supported superstructures

Wide range of materials

Depending on the requirements, choose a disc made from alloy or pure titanium. Colado CAD offers both options.





REMOVABLE PROSTHETICS

DIGITAL DENTURE

SR Vivodent® CAD Multi
SR Vivodent® CAD
IvoBase® CAD



SR Vivodent® CAD

SR Vivodent® CAD

are tooth-coloured discs made from DCL material which are suitable for the individual design and production of whole tooth segments. The long-lasting dental restorations are individually customized to integrate with the patient's natural antagonist teeth.

The material is distinguished by its natural fluorescence and translucency. The material's excellent esthetics can be attributed to three main factors: the low opacity of the material in combination with the anatomical shape of the teeth and their natural surface design.



SR Vivodent® CAD Multi

SR Vivodent® CAD Multi

are tooth-shaded, multi-chromatic discs made of DCL materials suitable for the CAD/CAM technique. The SR Vivodent CAD Multi discs are suitable for the production of permanent denture teeth for removable denture prosthetics using a subtractive manufacturing technique.

The 20-mm thick SR Vivodent CAD Multi discs are available in the tooth shades BL3, A1, A2, A3, A3.5, B1, B3, C2, D2.



The first multi-chromatic disc made of a high-quality dental material

Digital Denture is a complete manufacturing process for the fast, digital manufacturing of removable dentures. This new innovative process links the digital production of dentures in the laboratory with established dental treatment steps. The exclusively developed Digital Denture design software add-on and the ideally coordinated materials together with the PrograMill milling machines ensure reliable and consistent results.



IvoBase® CAD

IvoBase® CAD

are PMMA discs for the production of denture bases. The shades of IvoBase CAD match the denture base material IvoBase® and cover the most popular shade requirements.


The PMMA material is distinguished by its high impact quality. This enhances the fracture strength and increases the longevity of the restoration. In addition, the industrial manufacturing process ensures homogeneous material quality. As a result, porosities and air inclusions in the material can be avoided, which results in a high-quality denture base.

An individual esthetic appearance can be achieved through selective characterization using the light-curing laboratory composite SR Nexco.



INDICATIONS

- Single-arch complete denture (upper or lower)
- Complete dentures (upper and lower)
- Duplicate complete dentures (upper and lower)
- Immediate complete dentures (upper and lower)
- Overdentures



ProArt CAD Wax

yellow
98.5 - 20 mm

ivoclar
digital:

PROCESS- SUPPORTING MATERIALS

*ProArt CAD
Polymers and waxes*



ProArt CAD

The process-supporting **ProArt CAD** discs assist in converting today's analogue working procedures in the dental laboratory into fully digital procedures. The easy to mill PMMA and wax discs are auxiliary materials for digital processes, dimensionally stable, and cover a broad range of indications. The process-supporting ProArt Print materials designed for the 3D printer PrograPrint® PR5 supplement the offer.

ProArt CAD Try-In

is a white PMMA disc, suitable for the fabrication of functional try-ins. This allows you to design the final restoration together with the patient according to their expectations and with the best possible fitting accuracy, e.g. during the production of digital dentures. The discs can also be used for the digital production of impression trays and functional trays.

ProArt CAD Transfer

are discs made from polyoxymethylene (POM) which are suitable for the production of transfer templates. They enable artificial, pre-fabricated teeth to be cemented into a CAD/CAM-produced denture base with high position reliability.

INDICATIONS

ProArt CAD Try-In

- Functional try-ins
- Impression trays and functional trays

ProArt CAD Transfer

- Transfer templates



Precise preparation

The more precise the preparation, the better the result. As an auxiliary material for digital processes, ProArt CAD provides support during the different working steps that are necessary to achieve highly esthetic restorations.



ProArt CAD Splint

are discs made from a clear PMMA material. They are used to produce occlusal splints, e.g. for the treatment of bruxism. Drilling templates for implants can also be produced from the discs.

ProArt CAD Model

are discs made from beige-coloured, fracture-proof polyurethane (PU). With this material it is possible to produce models using digital technology. The material, which can be steam cleaned, has a high material density and therefore a smooth, even surface.



INDICATIONS

ProArt CAD Splint

- Therapeutic restorations for the correction of TMJ problems and adjustments of the occlusal plane
- Occlusal splints
- Drilling templates

ProArt CAD Model

- Production of acrylic models

A wide range of indications

The ProArt CAD polymer materials cover a wide range of applications. The advantage: The discs also remain dimensionally stable during complex processing, so that the object dimensions remain exactly the same.

Quick and clean

Due to simple material processing, you will receive precise results within a short space of time. And your CAM unit also benefits from good millability, because the even chip formation reduces the contamination of the machine.

ProArt CAD Wax

The process-supporting **ProArt CAD** discs serve to transform conventional working steps in the laboratory into entirely digital processes. The dimensionally stable polymer and wax discs are easy to mill. As CAD/CAM auxiliary materials, they cover a wide range of indications. The different ProArt CAD wax discs form the basis for detailed and accurate objects in dental technology.

ProArt CAD Wax yellow

supports the press technique: The wax is especially coordinated with the IPS e.max Press lithium disilicate glass-ceramic. The smooth surfaces allow for precise results with high accuracy of fit to be achieved. Since ProArt CAD Wax yellow combines well with the ProArt modelling and cervical waxes, customized, true-to-detail wax-ups are possible. The material burns out without leaving residue.

ProArt CAD Wax blue

is suitable for the fabrication of crown and bridge models for the casting technique. Due to their high melting point, the wax discs can be processed without smearing. Their thermal stability makes it possible to produce large-span objects. ProArt CAD Wax blue burns out without leaving a residue.

ProArt CAD Wax pink

is used to create wax try-ins and individual wax bite rims in the complete denture technique. The discs can also be used for conventional finishing procedures in injection and pressing techniques - the ability to boil out for wax removal makes this possible.





INDICATIONS

ProArt CAD Wax yellow

- Burn-out restorations for the press technique

ProArt CAD Wax blue

- Burn-out restorations for the casting technique

ProArt CAD Wax pink

- Wax bite rims
- Functional try-ins

Increased machine utilization

The wax discs are easy to mill and streamline the fabrication of wax objects. Machine utilization can be increased as a result.

Less rework

The milled objects are distinguished by their smooth surfaces. The pressed or cast restorations have a high surface quality, and this reduces the reworking time.

Indications overview



| | | | |
|-----------------------------------|--------------------|-------------------------------|----------------|
| Block sizes | I12, C14, C16, B32 | | I12, C14, C14L |
| Ø 98.5 mm / Disc thicknesses (mm) | | 10, 12, 14, 16, 18, 20, 25 mm | |

| INDICATIONS* | | | IPS e.max® CAD | IPS e.max® ZirCAD | IPS Empress® CAD |
|--------------------------------|---------------------------------------|---------------------------------|----------------|-------------------|------------------|
| | | Veneers | ✓ | | ✓ |
| | | Occlusal veneers | ✓ | | |
| | | Inlays | ✓ | | ✓ |
| | | Onlays | ✓ | | ✓ |
| | | Partial crowns | ✓ | | ✓ |
| | FULL-CONTOUR RESTORATIONS | Full-contour crowns | ✓ | ✓ | ✓ |
| | | Full-contour three-unit bridges | ✓ | ✓ | |
| | | Full-contour multi-unit bridges | | ✓ | |
| | FRAMEWORKS | Crown copings | ✓ | ✓ | |
| | | Three-unit bridge frameworks | | ✓ | |
| | | Multi-unit bridge frameworks | | ✓ | |
| | REMOVABLE PROSTHETICS | Tooth segments / denture teeth | | | |
| | | Denture bases | | | |
| IMPLANT PROSTHETICS | Bars | | | | |
| | Implant-supported superstructures | | | | |
| | Hybrid abutment | | | | |
| | Hybrid abutment crowns | | | | |
| PROCESS-SUPPORTING PROSTHETICS | Functional try-ins | | | | |
| | Impression trays and functional trays | | | | |
| | Bite templates | | | | |
| | Transfer templates | | | | |
| | Occlusal splints | | | | |
| | Drilling templates | | | | |
| | Models | | | | |

* The indication may vary depending on the material chosen.



I12, C14



B40L



16, 20, 25 mm

8, 10, 12, 13.5, 15,
18, 20, 24.5 mm

8, 10, 12,
13.5, 15 mm


8, 10, 12, 13.5, 15,
18, 20 mm

20 mm

30 mm

10 mm

| Tetric® CAD | Telio® CAD | Colado® CAD CoCr4 | Colado® CAD Ti2 | Colado® CAD Ti5 | SR Vivodent® CAD | IvoBase® CAD | ProArt CAD Transfer |
|-------------|------------|-------------------|-----------------|-----------------|------------------|--------------|---------------------|
| ✓ | | | | | | | |
| ✓ | | | | | | | |
| ✓ | | | | | | | |
| ✓ | | | | | | | |
| ✓ | ✓ | ✓ | | | | | |
| ✓ | ✓ | ✓ | | | | | |
| ✓ | ✓ | ✓ | | | | | |
| | | ✓ | ✓ | ✓ | | | |
| | | ✓ | ✓ | ✓ | | | |
| | | ✓ | ✓ | ✓ | | | |
| | | | | | ✓ | | |
| | | | | | | ✓ | |
| | | ✓ | | ✓ | | | |
| | | ✓ | | ✓ | | | |
| | | | | | | | |
| | | | | | | | |
| | | | | | | | |
| | | | | | | | |
| | | | | | | | ✓ |
| | | | | | | | |
| | | | | | | | |



| ProArt CAD Try-In | ProArt CAD Splint | ProArt CAD Model | ProArt CAD Wax pink | ProArt CAD Wax yellow | ProArt CAD Wax blue |
|-------------------|-------------------|------------------|---------------------|-----------------------|---------------------|
|-------------------|-------------------|------------------|---------------------|-----------------------|---------------------|

| | | | | | |
|---|---|---|---|---|---|
| | | | | ✓ | |
| | | | | ✓ | |
| | | | | ✓ | ✓ |
| | | | | ✓ | ✓ |
| | | | | ✓ | ✓ |
| | | | | ✓ | ✓ |
| | | | | ✓ | ✓ |
| | | | | ✓ | ✓ |
| | | | | ✓ | ✓ |
| | | | | | ✓ |
| | | | ✓ | | |
| | | | | | |
| | | | | ✓ | |
| ✓ | | | | | |
| ✓ | | | | | |
| ✓ | | | ✓ | | |
| | | | | | |
| | ✓ | | | | |
| | ✓ | | | | |
| | | ✓ | | | |

DISCOVER MORE

Scanners/CAD

Discover the latest scanning technology and modern design combined with intelligent software applications: Select the correct device from the 3Shape scanner generation according to your situation and laboratory requirements. Various software add-ons, e.g. "Digital Denture", provide new opportunities.



Materials

Choose the ideal veneering material for your digitally produced frameworks and restorations:

- **SR Nexco®**, the light-curing laboratory composite, for veneering frameworks made from Colado® CAD Ti2, Colado CAD Ti5 or Colado CAD CoCr4 and for the characterization of denture bases made from IvoBase CAD
- **IPS e.max® Ceram**, the coordinated layering ceramic for lithium disilicate or zirconium oxide
- **IPS Style®**, the first patented metal-ceramic material containing oxyapatite crystals, suitable for metal-ceramic restorations, e.g. with Colado CAD CoCr4 frameworks



Equipment/CAM

Choose the PrograMill milling machine that fits your needs: With PrograMill® One, PrograMill PM3, PM5 and PM7, every laboratory finds the correct device – depending on the laboratory size, production volume and the required range of indications. Process the high performance Ivoclar Digital materials according to the needs of your laboratory and your customers.



Individualization and cementation

The universal stains range IPS Ivocolor® enables you to achieve expressive and versatile characterization of both all-ceramic IPS e.max restorations and metal-ceramic IPS Style restorations. This allows you to individualize restorations as you require.



The correct cementation method and precise insertion gives a high-quality restoration long-term success. The correct cementation material is available for every restoration material and cementation method.



CNS: The Cementation Navigation System offers practical orientation and guidance in questions concerning cementation.

DIGITAL EXPERTISE UNDER ONE ROOF

Ivoclar Digital is a competent digital partner, which supports dentists and dental technicians along the entire digital process chain. A great deal of importance is placed on simple and understandable procedures. The portfolio for the digital work process is divided into four areas:

CONSULT

IvoSmile¹, the innovative software application based on Augmented Reality, supports the dialogue between dental professionals and their patients

DESIGN

Versatile scanners, intuitive design software from our partners and exclusive add-ons

DECIDE

High-performance materials such as IPS e.max[®] – the world's most used all-ceramic system²

PRODUCE

Technologically high-quality equipment for the production of esthetic restorations

S E R V I C E +

Service+ The offer is complete with Service+. The service provision makes your entry into digital production easier and serves as a back-up partner for dental laboratories.*

* Service+ is available in the following countries: Austria, Belgium, Croatia, Czech Republic, Denmark, Finland, France, Germany, Greece, Holland, Hungary, Ireland, Italy, Liechtenstein, Luxembourg, Poland, Portugal, Romania, Slovakia, Slovenia, Spain, Sweden, Switzerland, and United Kingdom.

EN/2019-09

Manufacturer and distributor:

Ivoclar Vivadent AG
Bendererstr. 2
9494 Schaan, Liechtenstein
Tel. +423 235 35 35
Fax +423 235 33 60
www.ivoclarvivadent.com

Distribution:

www.ivoclarvivadent.com/distributors

→ Connected to you

ivoclardigital.com

ivoclar
digital[®]

¹ IvoSmile is currently only available in the following countries: Austria, Bosnia-Herzegovina, Brazil, China, Croatia, Finland, Liechtenstein, Montenegro, Romania, Switzerland, Serbia, Slovenia, and the US. It will be launched in additional countries starting with April 2019.
² Based on sales figures