



PRODUCT CATALOG

TECHNICAL

Shade Selection

Chromascop **4**
 A–D Shade Guide with Bleach Shades
 Overview of product and shade system combinations **5**

Teeth

Resin Teeth **6**
 SR Phonares II Shade Guide
 SR Phonares II
 SR Phonares II *Typ*
 SR Phonares II *Lingual*
 Living Tooth Mould Chart
 SR Phonares II
 SR Vivodent S PE Shade Guide
 SR Vivodent S PE
 SR Orthotyp S PE
 Living Tooth Mould Chart
 SR Vivodent S PE Teeth
 SR Vivodent S DCL Shade Guide
 SR Vivodent S DCL
 SR Orthotyp S DCL
 SR Ortholingual S DCL
 Living Tooth Mould Chart
 SR Vivodent S DCL
 BlueLine Shade Guide
 SR Vivodent DCL
 SR Vivodent Plus DCL
 SR Orthotyp DCL
 SR Ortholingual DCL
 SR Orthoplane DCL
 Living Tooth Mould Chart PE
 BlueLine
 SR Vivodent
 SR Orthotyp
 Ivostar | Gnathostar Shade Guide
 Ivostar
 Gnathostar

Accessories **17**
 Tooth Cabinet SR Phonares II
 Tooth Cabinets

Combination Tables **18**

Prosthetics

Materials **22**
 IvoBase High Impact
 IvoBase Hybrid
 SR Ivocap High Impact
 SR Ivocap Clear
 SR Ivocap Elastomer
 ProBase Hot
 ProBase Cold
 SR Triplex Hot
 SR Triplex Cold

Auxiliary Materials **30**
 SR Ivolen
 Separating Fluid
 Centric Tray

Prosthetic Equipment

Processing Equipment **31**
 IvoBase Injector
 IvoBase Flask Set
 IvoBase Temperature Checking Set
 IvoBase Thermal Glove
 SR Ivocap Equipment
 Cap Vibrator

Articulators **37**
 Stratos 100
 Stratos 200
 Stratos 300

Accessories Articulators **38**
 Accessories Assortment
 "Personalized" for Stratos 200
 Joint Inserts
 Accessories Assortment
 "Personalized" for Stratos 100, 300
 Accessories Assortment
 "Average Value" for Stratos 100, 200, 300
 FH Registration Joint Holder
 2½ Setting-up Template
 3D Setting-up Template
 Incisal Plates
 Individual Anterior Guidance Plate
 Curved Incisal Pin With Holder
 Model Carriers
 Centric Rubber Bands
 Stratos Facebow Adapter
 Stratos Case

Registration Devices **41**
 UTS 3D Universal Transferbow System
 UTS 3D Accessories
 UTS Support Pins Type II
 Gnathometer M

Veneering Materials

PMMA **43**
 SR Ivocron
 SR Separating Fluid


Lab Composites **48**
 SR Nexco
 SR Nexco Alloys

SR Accessories **57**
 SR Link
 SR Retention Adhesive
 SR Micro Retention Beads
 SR Macro Retention Beads
 SR Model Separator
 SR Gel
 Universal Polishing Paste
 SR Modelling Instruments
 OptraSculpt Pad
 Brush Holder
 Disposable Brushes
 Disposable Sponges
 Cannulas / Cannula Caps
 SR Mixing Plate (small)
 SR Mixing Pad (small)

CAD/CAM blocks			
Composite	63		
Tetric CAD			
PMMA	64		
Tetric CAD Monolithic Solutions			
Tetric CAD Abutment Solutions			
Temporary Restorations			
Telio System	66		
Telio CS C&B			
Telio CS Link			
Telio CS Desensitizer			
Telio CS Inlay			
Telio CS Onlay			
Metal-Ceramics			
Leucite Fluorapatite Oxyapatite			
Metal-Ceramics	68		
IPS Style			
IPS Style Liquids			
IPS Style Accessories			
IPS Style Alloys			
Fluorapatite Leucite Glass-Ceramics	84		
IPS d.SIGN			
IPS Style Liquids			
IPS d.SIGN Accessories			
IPS d.SIGN Alloys			
Leucite Metal-Ceramics	100		
IPS InLine One / IPS InLine / IPS InLine PoM			
IPS InLine One / IPS InLine / IPS InLine PoM Accessories			
IPS InLine One / IPS InLine / IPS InLine PoM Alloys			
Feldspar Ceramics	119		
IPS Classic V Opaquer			
IPS Classic / IPS Classic V / Intensive Opaquer			
IPS Gingiva Opaquer			
IPS Lowpaque V / Intensiv / Gingiva			
IPS Classic V Powder Opaquer			
IPS Margin V / IPS Margin Intensiv			
IPS Opaque Dentin V / IPS Classic V Dentin			
IPS Impulse			
IPS Effect			
IPS Gingiva			
IPS Shade V			
IPS Stains-P			
Liquids	131		
IPS Classic Powder Opaquer Liquid			
IPS Classic Glaze and Stain Liquid			
IPS Margin Build-Up Liquid			
IPS Model Sealer			
IPS Margin Sealer			
IPS Ceramic Separating Liquid			
Metal-Free Ceramics			
IPS e.max System	134		
IPS e.max Press			
IPS e.max ZirPress			
IPS e.max ZirCAD			
IPS e.max CAD			
IPS e.max Ceram			
IPS e.max Accessories			
IPS Empress System	175		
IPS Empress Esthetic			
IPS Empress CAD			
IPS Empress Accessories			
Investment Materials	182		
IPS PressVEST Premium			
IPS Accessories	183		
IPS Sprue Guide			
IPS UniTray			
IPS Investment Ring Tong			
Tweezers			
IPS Spatula			
Modelling Brushes			
IPS Natural Die Material Shade Guide			
IPS Object Fix Putty / Flow			
All-Ceramic Preparation Guide			
Universal Stains and Glazes			
IPS Ivocolor®	187		
Cementation			
Product Combinations	192		
IPS Ceramic Etching Gel			
Monobond Plus			
Monobond Etch & Prime			
Total Etch			
Adhese Universal			
EciTE F DSC			
Syntac and Heliobond			
Variolink Esthetic			
Multilink Automix			
Multilink Hybrid Abutment			
SpeedCEM Plus			
Vivaglass CEM			
Equipment			
Ceramics	197		
Programat P310			
Programat P510			
Programat P710			
Vacuum Pump VP5			
Vacuum Pump VP3 easy			
Programat Accessories			
Programat EP 3010			
Programat EP 5010			
Programat S1 1600			
Sinter Furnace Accessories			
Accessories Lab Composites	214		
Lumamat Test Set L100			

Chromascop®

The Chromascop® shade guide is used to select tooth shades according to the Chromascop shade system. The 20 shades are divided into five clearly arranged shade groups.



Advantages:

- Easy handling
- Logical, chromatic arrangement of shades
- Sterilizable
- Autoclavable

Delivery forms

Chromascop® Shade Guide	1x	529479
--------------------------------	-----------	---------------

A–D Shade Guide with Bleach Shades

The A–D Shade Guide is an instrument for the selection of tooth shades according to the A–D and Bleach shade system.

The 16 basic shades in the shade groups A, B, C and D, supplemented by the 4 modern Bleach shades BL 1 to BL 4, are practical to use and represent the ideal tool for dentists and dental technicians.



Advantages:

- 16 A–D shades
- 4 Bleach shades
- Sterilizable
- Autoclavable

Delivery forms

A–D Shade Guide		
Complete (16 and 4 shades)	1x	628587
Basic (16 shades)	1x	628623
Bleach (4 shades)	1x	628605

Overview of product and shade system combinations

	Chromascop®	A–D	Bleach	PE
Tooth Lines				
SR Phonares® II		✓	✓	
SR Phonares® II Typ		✓	✓	
SR Phonares® II Lingual		✓	✓	
SR Vivodent® S PE				✓
SR Orthotyp® S PE				✓
SR Vivodent® S DCL		✓	✓	
SR Orthotyp® S DCL		✓	✓	
SR Ortholingual® S DCL		✓	✓	
SR Vivodent® DCL		✓	✓	
SR Vivodent® Plus DCL		✓	✓	
SR Postaris® DCL		✓	✓	
SR Orthotyp® DCL		✓	✓	
SR Ortholingual® DCL		✓	✓	
SR Orthoplane® DCL		✓	✓	
SR Vivodent®	✓			
SR Orthotyp®	✓			
Ivostar®	✓	✓	✓	
Gnathostar®	✓	✓	✓	
Lab Resin				
SR Ivocron®	✓			
Lab Composite				
SR Nexco®		✓	✓	
Metal-Ceramics				
IPS Style®		✓	✓	
IPS d.SIGN®		✓	✓	
IPS InLine® One		✓	✓	
IPS InLine®		✓	✓	
IPS InLine® PoM		✓	✓	
IPS Classic®		✓		
Metal-Free Ceramics				
IPS e.max®		✓	✓	
IPS Empress®		✓	✓	

SR Phonares® II Shade Guide

The layering, material and shade of the shade guide tabs correspond with those of the SR Phonares® II teeth. This enables clinicians to exactly determine the shade for the removable restorations fabricated with SR Phonares II, available in 16 A–D and 4 Bleach shades.



This Shade Guide is suitable to optimally determine the shade of:

- SR Phonares II
- SR Phonares II Typ
- SR Phonares II Lingual

Delivery forms

SR Phonares® II Shade Guide	1x	640738
-----------------------------	----	--------

SR Phonares® II

SR Phonares® II is a four-layer tooth for highly esthetic removable denture prosthetics that matches the age and type of the patient. As they are fabricated from a filled hybrid composite of the latest generation, these teeth are especially suitable for use in exacting partial and complete denture prosthetics, including implant-supported applications.



Advantages:

- Very lifelike esthetics
- Innovative tooth mould concept
- Anatomical interdental closure
- Very easy setup of anterior teeth due to proximal "set & fit" design

Delivery forms

SR Phonares® II Anterior Teeth

16 A–D, 4 Bleach shades		
18 upper, 6 lower	6 teeth per set	639350

SR Phonares® II Typ

SR Phonares® II Typ teeth are made of the same filled hybrid composite of the latest generation as the anterior teeth. The semi-anatomical mould is designed for the conventional setup method.



Advantages:

- High wear resistance
- Reduced basal design renders time-consuming reductions unnecessary
- Ideally suitable for covering implant abutments and other construction elements
- For the conventional setup method

Delivery forms

SR Phonares® II Typ Posterior Teeth

16 A–D, 4 Bleach shades
3 upper, 3 lower

8 teeth per set

639352

SR Phonares® II Lingual

SR Phonares® II Lingual teeth are made of the same filled hybrid composite of the latest generation that is used for the anterior teeth. The mould is designed for the lingualized setup method, which is why these teeth are the best choice for use in implantology.



Advantages:

- High wear resistance
- Reduced basal design renders time-consuming reductions unnecessary
- Ideally suitable for covering implant abutments and other construction elements
- For the lingualized setup method

Delivery forms

SR Phonares® II Lingual Posterior Teeth

16 A–D, 4 Bleach shades
3 upper, 3 lower

8 teeth per set

639351

Living Tooth Mould Chart SR Phonares® II

These Living Tooth Mould Charts contain tooth lines in one shade. They are the ideal tool for direct tooth selection – with the patient, but also in the laboratory. All available moulds are clearly arranged according to groups.

The setup models show three different anterior tooth setups. During the patient interview, these setup models will help define how individualized and patient-specific the anterior teeth are to be set up.



Delivery forms

Living Tooth Mould Chart SR Phonares® II	Shade A2	
Anterior with setup models	1x	641068
Anterior without setup models	1x	641066
Posterior Typ and Lingual	1x	641070


Living Tooth Mould Chart SR Phonares® II	Shade A3	
Anterior with setup models	1x	641056
Posterior Typ and Lingual	1x	641069

SR Vivodent® S PE Shade Guide

The SR Vivodent® S PE shade guide enables the operator to determine the tooth shade according to the Ivoclar Vivadent PE shade system.

The shade guide additionally includes an integrated Facial Meter and Papillameter to easily determine the tooth size.

The Facial Meter is used to measure the interalar width of the nose and select the appropriate tooth size. The Papillameter is the ideal device for the definition of the length of the upper lip and the lip closure line.



Delivery forms

SR Vivodent® S PE Shade Guide	1x	662637
-------------------------------	----	--------

SR Vivodent® S PE

Nature creates the most beautiful tooth shapes and shades and these have guided the design of the SR Vivodent® S PE tooth line. Esthetically and prosthetically optimized, the tooth line is designed to meet the individual requirements of today's and tomorrow's patients.



Advantages:

- Extraordinary design due to 16 individual anterior moulds
- Vibrant shades due to exclusive PE layering
- Highly cross-linked DCL polymer
- Universal indication

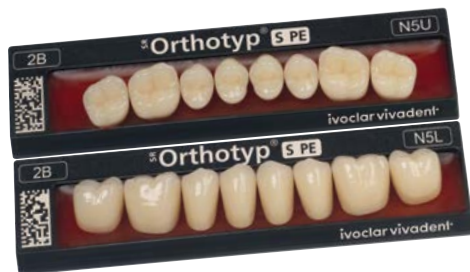
Delivery forms

SR Vivodent® S PE Anterior Teeth

20 PE shades		
16 upper, 8 lower	6 teeth per set	656552

SR Orthotyp® S PE

The original posterior moulds are based on a detailed functional analysis of the stomatognathic system. The modern appearance meets high prosthetic and esthetic demands. In line with the principle of group function, the Orthotyp posterior moulds are set up in a one-to-two-tooth relation.



Advantages:

- Highly cross-linked DCL polymer
- Harmonious progression of crown lengths to create an esthetically pleasing transition from anterior to posterior moulds
- Wide tooth neck to hide esthetically placed structural elements
- Naturally designed surface structure to match the esthetic appearance of the anterior moulds

Delivery forms

SR Orthotyp® S PE Posterior Teeth

20 PE shades		
4 upper, 4 lower	8 teeth per set	657193

Living Tooth Mould Chart SR Vivodent® S PE

The tooth mould chart contains all the tools necessary for the quick and systematic selection of denture teeth. It includes a shade guide with integrated Facial Meter and Papillameter as well as all the tooth moulds available.

Anterior teeth are arranged according to size and tooth mould. Posterior teeth are assigned to the respective size S, M and L.



Delivery forms

Living Tooth Mould Chart SR Vivodent® S PE	Shade A2	
SR Vivodent S PE / SR Orthotyp S PE	1x	688375

SR Vivodent® S DCL Shade Guide

The SR Vivodent® S DCL shade guide enables the operator to determine the tooth shade according to the A–D or Bleach shade system.

The shade guide additionally includes an integrated Facial Meter and Papillameter to easily determine the tooth size.

The Facial Meter is used to measure the interalar width of the nose and select the appropriate tooth size. The Papillameter is the ideal device for the definition of the length of the upper lip and the lip closure line.



Delivery forms

SR Vivodent® S DCL Shade Guide	1x	685572
--------------------------------	----	--------

SR Vivodent® S DCL

Nature creates the most beautiful tooth shapes and shades and these have guided the design of this tooth line. Esthetically and prosthetically optimized, the tooth line is designed to meet the individual requirements of today's and tomorrow's patients.



Advantages:

- Extraordinary design due to 16 individual anterior moulds
- Vibrant shades due to exclusive PE layering
- Highly cross-linked DCL polymer
- Universal indication

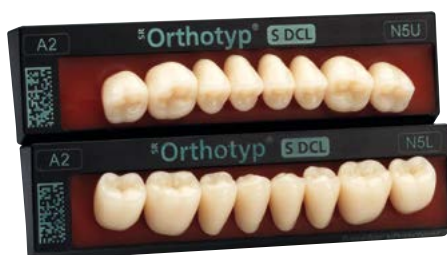
Delivery forms

SR Vivodent® S DCL Anterior Teeth

16 A–D shades, 4 Bleach shades		
16 upper, 8 lower	6 teeth per set	683394

SR Orthotyp® S DCL

The SR Orthotyp® S DCL posterior moulds are based on a detailed functional analysis of the stomatognathic system. The modern appearance meets high prosthetic and esthetic demands. In line with the principle of group function, the Orthotyp posterior moulds are set up in a one-to-two-tooth relation.



Advantages:

- Highly cross-linked DCL polymer
- Harmonious progression of crown lengths to create an esthetically pleasing transition from anterior to posterior moulds
- Wide tooth neck to hide esthetically placed structural elements
- Naturally designed surface structure to match the esthetic appearance of the anterior moulds

Delivery forms

SR Orthotyp® S DCL Posterior Teeth

16 A–D shades, 4 Bleach shades		
4 upper, 4 lower	8 teeth per set	683795

SR Ortholingual® S DCL

Due to the static orientation, SR Ortholingual S DCL is especially suitable for implant-supported removable restorations. The teeth are set up in a tooth-to-tooth relation. They are also suitable for being set up in a one-to-two-tooth relation.



Advantages

- Static lingualized contacts
- Highly cross-linked DCL material
- Universal application: for lingualized and classical occlusal schemes

Delivery forms

SR Ortholingual® S DCL Posterior Teeth

16 A–D-shades, 4 Bleach shades
3 upper, 3 lower

8 teeth per set

693636

Living Tooth Mould Chart SR Vivodent® S DCL

The tooth mould chart contains all the tools necessary for the quick and systematic selection of denture teeth. It includes a shade guide with integrated Facial Meter and Papillameter as well as all the tooth moulds available.

Anterior teeth are arranged according to size and tooth mould. Posterior teeth are assigned to the respective size S, M and L.



Delivery forms

Living Tooth Mould Chart SR Vivodent® S DCL Shade A2

SR Vivodent S DCL / SR Orthotyp S DCL

1x

685571

SR Vivodent S DCL / SR Orthotyp S DCL

SR Ortholingual S DCL

1x

702353

BlueLine® Shade Guide

The three layers of original DCL material and the broad range of shades impart a lifelike esthetic appearance to the denture teeth of the BlueLine® Shade Guide.

The shade guide with 16 A–D and 4 Bleach shades is suitable for the shade selection of:

- SR Vivodent® DCL
- SR Vivodent® Plus DCL
- SR Orthotyp® DCL
- SR Ortholingual® DCL
- SR Orthoplane® DCL



Delivery forms

BlueLine® Shade Guide	1x	613331
------------------------------	-----------	---------------

SR Vivodent® DCL

The SR Vivodent® anterior tooth line, made of DCL material (Double-Cross-Linked), offers 24 upper and 8 lower anterior A moulds in excellent esthetic quality.

Advantage:

- Improved abrasion behaviour and easy shade match for combination dentures



Delivery forms

SR Vivodent® DCL Anterior Teeth

16 A–D, 4 Bleach shades
24 upper, 8 lower

6 teeth per set

564852

SR Vivodent® Plus DCL

The SR Vivodent® Plus DCL tooth line comprises the 18 most popular tooth moulds on the North American market.

Advantage:

- Improved abrasion behaviour and a wide range of upper moulds



Delivery forms

SR Vivodent® Plus DCL Anterior Teeth

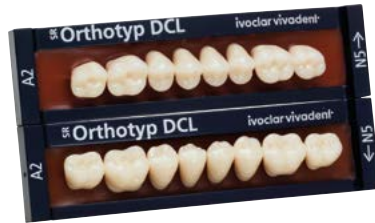
16 A–D, 4 Bleach shades
18 upper

6 teeth per set

591300

SR Orthotyp® DCL

Previously well known as the ideal supplement to the SR Vivodent® anterior tooth line, the SR Orthotyp DCL tooth line has been optimized by the use of DCL material (Double-Cross-Linked). The teeth are available in 5 upper and 5 lower posterior tooth moulds.



Advantage:

- Particularly suitable for complete denture as well as for partial denture prosthetics

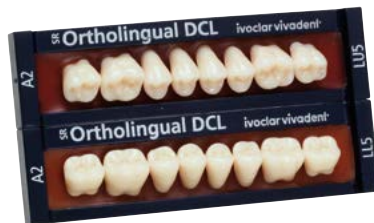
Delivery forms

SR Orthotyp® DCL Posterior Teeth

16 A–D, 4 Bleach shades		
5 upper, 5 lower	8 teeth per set	565587

SR Ortholingual® DCL

The SR Ortholingual® DCL posterior tooth in 3 upper and 3 lower moulds combines esthetics and functional occlusion with an excellent abrasion behaviour. The SR Ortholingual DCL features an easy and functional setup concept, particularly for lingualized setup.



Advantage:

- Particularly suitable for the lingualized setup method

Delivery forms

SR Ortholingual® DCL Posterior Teeth

16 A–D, 4 Bleach shades		
3 upper, 3 lower	8 teeth per set	565733

SR Orthoplane® DCL

SR Orthoplane® DCL is the 0° posterior tooth available in 3 upper and 3 lower moulds. The most important feature is the simple occlusal anatomy combined with excellent material quality.



Advantage:

- Quick and easy setup
- Particularly suitable for geroprosthodontics

Delivery forms

SR Orthoplane® DCL Posterior Teeth

16 A–D, 4 Bleach shades		
3 upper, 3 lower	8 teeth per set	565843

Living Tooth Mould Chart BlueLine®

These Living Tooth Mould Charts contain tooth lines in one shade. They are the ideal tool for direct tooth selection – with the patient, but also in the laboratory. All available moulds are arranged according to groups.



Delivery forms

Living Tooth Mould Chart BlueLine®	Shade A2	
SR Vivodent DCL/SR Orthotyp DCL	1x	576324
SR Vivodent DCL/SR Ortholingual DCL	1x	576322
SR Vivodent DCL/SR Orthoplane DCL	1x	576323

SR Vivodent®

The natural appearance and the excellent chemical properties are decisive features of the SR Vivodent® anterior tooth line. The large selection of 20 upper and 8 lower A moulds is based on the tried-and-tested, anatomical Ivoclar Vivodent anterior tooth moulds.



Advantage

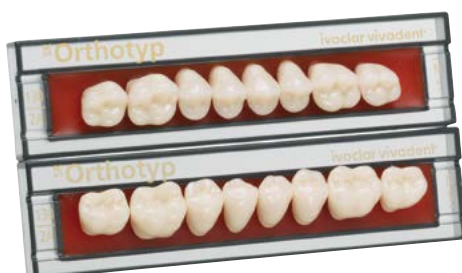
- Particularly suitable for complete dentures as well as for partial dentures

Delivery forms

SR Vivodent® Anterior Teeth		
20 Chromascope shades		
20 upper, 8 lower	6 teeth per set	540260

SR Orthotyp®

The 5 upper and 5 lower N moulds of the SR Orthotyp® posterior teeth made of PMMA are the ideal supplement for the SR Vivodent® anterior teeth. They are based on the proven Orthotyp principle.



Advantages:

- Can be combined with SR Vivodent
- The Orthotyp occlusal principle permits quick and efficient tooth setup

Delivery forms

SR Orthotyp® Posterior Teeth		
20 Chromascope shades		
5 upper, 5 lower	8 teeth per set	540050

Ivostar® | Gnathostar® Shade Guide

The Ivostar® / Gnathostar® shade guide allows the practitioner to determine the tooth shade according to the A–D or Bleach shade system. The shade tabs are made of the original Ivostar® tooth material and are correspondingly layered.



Delivery forms

Ivostar® Gnathostar® Shade Guide	1x	626888
------------------------------------	----	--------

Ivostar®

The attractive and versatile Ivostar® anterior teeth are composed of three layers. They are made of high-quality PMMA, and they are available in esthetic Chromascop, A-D and Bleach shades.



Advantages:

- Large selection of shades
- Harmonized layering
- Versatile application

Delivery forms

Ivostar® Anterior Teeth

20 Chromascop, 16 A-D, 4 Bleach shades 15 upper, 6 lower		
Chromascop shades	sets of 6	517213
A–D and Bleach shades	sets of 6	576694

Gnathostar®

The Gnathostar® posterior teeth are composed of two layers and made of PMMA. The material, layering and shade are optimally matched to the Ivostar® anterior teeth.



Advantages:

- Large selection of shades
- Harmonized layering
- Versatile application

Delivery forms

Gnathostar® Posterior Teeth

20 Chromascop, 16 A-D, 4 Bleach shades 5 upper, 5 lower		
Chromascop shades	sets of 8	517019
A–D shades and Bleach shades	sets of 8	576695

Tooth Cabinet SR Phonares® II

An anthracite grey version of the tried-and-tested Ivoclar Vivadent Tooth Cabinet was created especially for the SR Phonares® II tooth line. The four drawers offer room for 180 anterior and 120 posterior tooth sets. It goes without saying that the cabinet can be used also for other Ivoclar Vivadent tooth sets, as the inserts are identical.



Delivery forms

Tooth Cabinet SR Phonares® II		
Z4 (44 x 44.5 x 10.5 cm)	4	628881
Drawers for Tooth Cabinet anthracite	1	628868
Inserts for Tooth Cabinet white	6 teeth per set	541651
	8 teeth per set	541652

Tooth Cabinets

The elegant, practical design of the Ivoclar Vivadent tooth cabinets speaks for itself. The stackable cabinets are available in three sizes and the drawers can be filled with sets of anterior and posterior teeth. Suitable for all Ivoclar Vivadent anterior and posterior tooth moulds.



The following sizes are available

- Z4 = 4 drawers
- Z6 = 6 drawers
- Z12 = 12 drawers

One drawer can hold the following items

- 90 sets x 6 = 540 anterior teeth
- 60 sets x 8 = 480 posterior teeth

Delivery forms

Tooth Cabinets		
Z4 (44 x 44.5 x 10.5 cm)	4	540307
Z6 (44 x 44.5 x 15 cm)	6	540308
Z12 (44 x 44.5 x 29 cm)	12	540309
Drawers for Tooth Cabinets		539132
Inserts for Tooth Cabinets	6 teeth per set	541651
	8 teeth per set	541652

SR Phonares® II

		SR Phonares® II			
		upper	lower	<i>Typ</i>	<i>Lingual</i>
SMALL	Soft	S61	L50, L51	NU3 / NL3	LU3 / LL3
		S71	L50, L51	NU3 / NL3, NU5 / NL5	LU3 / LL3, LU5 / LL5
		S81	L50, L51	NU3 / NL3	LU3 / LL3, LU5 / LL5
	Bold	B61	L50, L51	NU3 / NL3	LU3 / LL3
		B71	L50, L51	NU3 / NL3, NU5 / NL5	LU3 / LL3
		B81	L50, L51	NU3 / NL3	LU3 / LL3
MEDIUM	Soft	S62	L52, L53	NU3 / NL3, NU5 / NL5	LU5 / LL5
		S72	L52, L53	NU5 / NL5	LU5 / LL5, LU6 / LL6
		S82	L52, L53	NU5 / NL5	LU5 / LL5, LU6 / LL6
	Bold	B62	L52, L53	NU3 / NL3, NU5 / NL5	LU5 / LL5, LU6 / LL6
		B72	L52, L53	NU3 / NL3, NU5 / NL5	LU5 / LL5, LU6 / LL6
		B82	L52, L53	NU3 / NL3, NU5 / NL5	LU3 / LL3, LU5 / LL5
LARGE	Soft	S63	L54, L55	NU5 / NL5	LU6 / LL6
		S73	L54, L55	NU5 / NL5, NU6 / NL6	LU6 / LL6
		S83	L54, L55	NU5 / NL5, NU6 / NL6	LU6 / LL6
	Bold	B63	L54, L55	NU6 / NL6	LU6 / LL6
		B73	L54, L55	NU6 / NL6	LU6 / LL6
		B83	L54, L55	NU5 / NL5, NU6 / NL6	LU6 / LL6




This combination table is recommended as a guideline. In case of particular anatomical conditions, deviations are possible.

SR Vivodent® S PE | S DCL

		Anterior teeth SR Vivodent® S PE S DCL		Posterior teeth SR Orthotyp® S PE S DCL (22°)	Posterior teeth SR Ortholingual® S DCL (15°)
		upper	lower	upper / lower	upper / lower
SMALL	▲	A22 A42	A3, A4, A5 A3, A4, A5	N3U / N3L, N4U / N4L N3U / N3L, N4U / N4L	LU3 / LL3 LU3 / LL3
	●	A44	A3, A4, A5	N3U / N3L, N4U / N4L	LU3 / LL3
	■	A11 A13	A3, A4, A5 A3, A4, A5, A6	N3U / N3L, N4U / N4L N3U / N3L, N4U / N4L	LU3 / LL3 LU3 / LL3
MEDIUM	▲	A25 A26	A6, A7, A8 A7, A8	N4U / N4L, N5U / N5L N4U / N4L, N5U / N5L	LU5 / LL5 LU5 / LL5
	●	A54	A7, A8	N4U / N4L, N5U / N5L	LU5 / LL5
	■	A12 A24B A66	A6, A7, A8 A6, A7, A8 A6, A7, A8	N4U / N4L, N5U / N5L N4U / N4L, N5U / N5L N4U / N4L, N5U / N5L	LU5 / LL5 LU5 / LL5 LU5 / LL5
LARGE	▲	A27 A68	A9, A10 A9, A10	N5U / N5L, N6U / N6L N5U / N5L, N6U / N6L	LU6 / LL6 LU6 / LL6
	●	A14	A8, A9	N5U / N5L, N6U / N6L N5U / N5L, N6U / N6L	LU6 / LL6 LU6 / LL6
	■	A15 A17	A10 A9, A10	N5U / N5L, N6U / N6L N5U / N5L, N6U / N6L	LU6 / LL6 LU6 / LL6

This combination table is recommended as a guideline. In case of particular anatomical conditions, deviations are possible.




SR Vivodent® DCL | SR Orthotyp® DCL | SR Ortholingual® DCL | SR Orthoplane® DCL
 SR Vivodent® | SR Orthotyp®

Anterior teeth		Posterior teeth		
upper	lower	N Resin normal	L DCL Resin lingual contact	M DCL Resin monoplane
 A 11	A 3	N 3	LU3 / LL3	MU3 / ML3
A 12	A 5	N 3	LU3 / LL3	MU3 / ML3
A 13	A 5	N 3 / N 5	LU3 / LL3	MU3 / ML3
A 14	A 6 / A 7	N 5	LU5 / LL5	MU5 / ML5
A 15	A 8	N 4	LU5 / LL5	MU5 / ML5
*A 16	A 9	N 6	LU5 / LL5 LU6 / LL6	MU5 / ML5 MU6 / ML6
A 17	A 9	N 6	LU5 / LL5 LU6 / LL6	MU5 / ML5 MU6 / ML6
A 66	A 5 / A 7	N 5	LU5 / LL5	MU5 / ML5
A 68	A 7	N 4 / N 5	LU5 / LL5	MU5 / ML5
*A 69	A 7 / A 8	N 4 / N 6	LU5 / LL5 LU6 / LL6	MU5 / ML5 MU6 / ML6
 A 22	A3	N 3 / N 5	LU3 / LL3	MU3 / ML3
A 24	A 2	N 2	LU3 / LL3	MU3 / ML3
A 24 B	A 4 / A 5	N 2	LU3 / LL3	MU3 / ML3
A 25	A 9	N 4	LU5 / LL5	MU5 / ML5
*A 26	A 7	N 4	LU5 / LL5	MU5 / ML5
A 27	A 8	N 4	LU5 / LL5	MU5 / ML5
A 41	A 3 / A 5	N 3 / N 5	LU3 / LL3	MU3 / ML3
A 42	A 5	N 3 / N 5	LU5 / LL5	MU5 / ML5
A 44	A 3	N 3 / N 5	LU3 / LL3	MU3 / ML3
 A 32	A 3 / A 5	N 3 / N 5	LU5 / LL5	MU5 / ML5
A 36	A 7	N 5	LU5 / LL5	MU5 / ML5
*A 37	A 7 / A 8	N 5	LU5 / LL5	MU5 / ML5
A 54	A 5	N 5	LU5 / LL5	MU5 / ML5
A 56	A 7 / A 8	N 5	LU5 / LL5	MU5 / ML5

This combination table is recommended as a guideline. In case of particular anatomical conditions, deviations are possible.

*The tooth moulds A16, A26, A37, A69 are only available for the tooth line SR Vivodent DCL.

Ivostar®

	Anterior teeth Ivostar®		Posterior teeth Gnathostar®
	upper	lower	upper / lower
	31	13, 14	D80, D82, D86
	32	11, 15	D84, D88
	33	11, 15	D84
	34	14, 15	D84, D88
	35	15, 16	D84, D88
	41	14	D80, D86
	42	15	D84, D88
	43	16	D88
	44	14, 15	D88
	45	16	D88
	01	12, 13	D80, D82
	02	12, 13	D80, D82
	03	11, 15	D84
	04	11, 15	D84
	05	11, 15	D84, D88

This combination table is recommended as a guideline. In case of particular anatomical conditions, deviations are possible.

IvoBase® High Impact

IvoBase® High Impact combines the qualitative advantages of a heat-curing polymer with the processing features of a self-curing polymer and thus creates a new category of denture base resins. The PMMA-based material is processed in the IvoBase Injector. The material complies with EN ISO 20795-1.



Advantages:

- Very impact-resistant and fracture-proof material
- Excellent occlusal fit due to shrinkage compensation
- Very low residual monomer content of < 1% (with RMR*)
- Outstanding bond with resin teeth
- High basal gloss
- Predosed capsules
- Polymerization time: 50 minutes

Shades:

Pink; Pink-V; Preference

With increased opacity: Pink-V Implant; Preference Implant; 34-V

* Residual monomer reduction function of the IvoBase Injector

Delivery forms

IvoBase® Shade Guide	1x	628894
-----------------------------	-----------	---------------

IvoBase® High Impact Standard Kit

IvoBase High Impact Polymer	20 x 30 g	
Monomer	20 x 20 ml	
Funnels	22x	
Wax components	22x	
Aeration filters	22x	
Separating Fluid	1 x 60 ml	
Spatula	1x	
Pink		628889
Pink-V		628890
Preference		628891
Pink-V Implant		628892
Preference Implant		628893
34-V		640933

Accessories

Wax components	22x	628918
----------------	------------	---------------

IvoBase® Hybrid

IvoBase® Hybrid combines the qualitative advantages of a heat-curing polymer with the processing features of a self-curing polymer and thus creates a new category of denture base resins. The PMMA-based material is processed in the IvoBase Injector. The material complies with EN ISO 20795-1.



Advantages:

- Excellent occlusal fit due to shrinkage compensation
- Very low residual monomer content of < 1% (with RMR*)
- Outstanding bond with resin teeth
- High basal gloss
- Predosed capsules
- Polymerization time: only 35 minutes

Shades:

Pink; Pink-V; Preference; Clear

With increased opacity: Pink-V Implant; Preference Implant

* Residual monomer reduction function of the IvoBase Injector

Delivery forms

IvoBase® Shade Guide	1x	628894
-----------------------------	-----------	---------------

IvoBase® Hybrid Standard Kit

IvoBase Hybrid Polymer	20 x 34 g	
Monomer	20 x 20 ml	
Funnels	22x	
Wax components	22x	
Aeration filters	22x	
Separating Fluid	1 x 60 ml	
Spatula	1x	
Pink		628883
Pink-V		628884
Preference		628885
Pink-V Implant		628886
Preference Implant		628887
Clear		628888

Accessories

Wax components	22x	628918
----------------	------------	---------------

SR Ivocap® High Impact

The pre-dosed SR Ivocap® High Impact denture base material obtains consistent material quality by the clean, homogeneous mixing of the material in the Cap Vibrator.

The material complies with EN ISO 20795-1.



Advantages:

- Highly impact-resistance and fracture-proof denture base material
- Excellent accuracy of fit without vertical increase
- Outstanding bond with resin teeth
- Optimum polishability
- Tried-and-tested injection technique
- Also polymerizable in the IvoBase Injector

Shades:

Pink; Pink-V; US-L; US-P; S; Preference; US-D

With increased opacity: Pink-V Implant and Preference Implant

Delivery forms

SR Ivocap® Shade Guide	1x	202147
-------------------------------	-----------	---------------

SR Ivocap® High Impact Trial Kit

SR Ivocap High Impact Polymer	10 x 20 g	
Monomer	10 x 30 ml	
Funnels	20x	
Paper inserts	10x	
Pink		531405
Pink-V		531452
Preference		579303
Preference Implant		629096

SR Ivocap® High Impact Standard Kit

SR Ivocap High Impact Polymer	50 x 20 g	
Monomer	50 x 30 ml	
Funnels	100x	
Paper inserts	50x	
Denture bags	100x	
Pink		531396
Pink-V		531451
S		531404
US-L		531402
US-P		531403
Preference		559615
US-D		578936
Pink-V Implant		629097
Preference Implant		629288

Accessories

Plastic floaters, large	1000x	530633
Injection funnels	50x	530615

SR Ivocap® Clear

SR Ivocap® Clear is suitable for the fabrication of hard bite guards, orthodontic devices, or transparent upper plates in the field of prosthetics. The material complies with EN ISO 20795-1.



Advantage:

- Excellent transparency
- Also polymerizable in the IvoBase Injector

Shades:

Clear

Delivery forms

SR Ivocap® Trial Kit 530211

SR Ivocap Polymer	10 x 20 g
Monomer	10 x 30 ml
Funnels	10x
Paper inserts	10x

SR Ivocap® Standard Kit 530205

SR Ivocap Polymer	50 x 20 g
Monomer	50 x 30 ml
Funnels	100x
Paper inserts	50x
Denture bags	100x

SR Ivocap® Elastomer

This pre-dosed resin was developed for the fabrication of positioners, mouthguards for athletes and soft bite guards.



Advantages:

- Convenient to wear
- High elasticity and tear resistance
- Neutral taste and smell
- Also polymerizable in the IvoBase Injector

Shades:

Clear

Delivery forms

SR Ivocap® Elastomer Standard Kit 530221

SR Ivocap Elastomer Polymer	10 x 20 g
SR Ivocap Elastomer Monomer	10 x 17.5 ml
Funnels	20x

ProBase® Hot

ProBase® Hot sets new standards of quality for heat-curing denture base resins with regard to processing properties, accuracy of fit, and stability of shape and shade. The material complies with EN ISO 20795-1.



Indications:

- Complete dentures
- Partial and combination dentures
- Hybrid dentures
- Base linings
- Implant-supported restorations

Advantages:

- For various polymerization methods in the packing technique
- Convenient processing
- Stability of shape and shade

Shades:

Pink; Pink-V; S; US-L; US-P; 36 P-V; Clear
With increased opacity: Pink-V Implant

Delivery forms

ProBase® Shade Guide	1x	531543
-----------------------------	-----------	---------------

ProBase® Hot Trial Kit

ProBase Hot Polymer	1 x 100 g	
ProBase Hot Monomer	1 x 50 ml	
Dosage system ProBase	1x	
Separating foils	20x	
Pink		531458
Pink-V		531459
Clear		531461

ProBase® Hot Standard Kit

ProBase Hot Polymer	2 x 500 g	
ProBase Hot Monomer	1 x 500 ml	
Separating foils	100x	

Working accessories:

Mixing cup with cap 1x, mixing spatula 1x		
Pink		531462
Pink-V		531463
US-L		531793
US-P		531794
36 P-V		536265
Clear		531466
Pink-V Implant		629091

ProBase® Hot Lab Kit

ProBase Hot Polymer	5 x 500 g	
ProBase Hot Monomer	1 x 1000 ml	
Separating foils	100x	
Pink		531467
Pink-V		531468
US-L		531795
US-P		531796
36 P-V		536267
Clear		531470

Refill ProBase® Hot Polymer	2 x 500 g	
------------------------------------	------------------	--

Pink		531474
Pink-V		531476
Clear		531480
Pink-V Implant		629093

Refill ProBase® Hot Polymer	5 x 500 g	
------------------------------------	------------------	--

Pink		531475
Pink-V		531477
S		531479
36 P-V		536271
Clear		531481

Refill ProBase® Hot Polymer	20 x 500 g	
------------------------------------	-------------------	--

Pink		531536
Pink-V		531745
US-L		531799
US-P		531800
36 P-V		536275

Refill ProBase® Hot Monomer	500 ml	531471
------------------------------------	---------------	---------------

	1000 ml	531472
	4 x 1000 ml	531538

Dosage system ProBase®	1x	531533
-------------------------------	-----------	---------------

Mixing cup / spatula	1x	531534
-----------------------------	-----------	---------------

Plastic Container Polymer Hot for 500 g	1x	531450
--	-----------	---------------

ProBase® Cold

The self-curing ProBase® Cold is especially distinguished for its excellent flowing and moulding characteristics. It is suitable for both the pouring as well as the packing technique. Its material properties assure the fabrication of durable denture bases. The material complies with EN ISO 20795-1.



Indications:

- Repairs
- Partial and combination dentures
- Base linings
- Complete dentures

Advantages:

- Convenient processing
- Stability of shape and shade
- For different processing techniques

Shades:

Pink; Pink-V; S; US-L; US-P; 36 P-V; Clear; Preference; US-D
With increased opacity: Pink-V Implant

Delivery forms

ProBase® Shade Guide	1x	531543
ProBase® Cold Trial Kit		
ProBase Cold Polymer	1 x 100 g	
ProBase Cold Monomer	1 x 50 ml	
Dosage system ProBase	1x	
Pink		531486
Pink-V		531487
Clear		531489
ProBase® Cold Standard Kit		
ProBase Cold Polymer	2 x 500 g	
ProBase Cold Monomer	1 x 500 ml	
Dosage system ProBase	1x	
Working accessories:		
Working assortment 1x, mixing cup with cap 1x, mixing spatula 1x		
Pink		531492
Pink-V		531493
US-L		531496
US-P		531497
36 P-V		536281
Clear		531495
Preference		563541
Pink-V Implant		629291
ProBase® Cold Lab Kit		
ProBase Cold Polymer	5 x 500 g	
ProBase Cold Monomer	1 x 1000 ml	
Pink		531498
Pink-V		531499
US-L		531502
US-P		531503
36 P-V		536283
Clear		531501
Preference		578952
US-D		578953

ProBase® Cold Polymer	1 x 500 g	
Pink		531508
Pink-V		531509
S		531510
US-L		531512
US-P		531513
36 P-V		536285
Clear		531511
ProBase® Cold Polymer	2 x 500 g	
Pink		531514
Pink-V		531515
Clear		531517
Pink-V Implant		629294
ProBase® Cold Polymer	5 x 500 g	
Pink		531520
Pink-V		531521
S		531522
36 P-V		536289
Clear		531523
ProBase® Cold Polymer	20 x 500 g	
Pink		531540
Pink-V		531747
US-L		536331
36 P-V		536293
ProBase® Cold Monomer	500 ml	531505
	1000 ml	531506
	4 x 1000 ml	531542
Dosage system ProBase®	1x	531533
Mixing cup / spatula	1x	531534

SR Triplex® Hot

SR Triplex® Hot is suitable for the flasking and packing technique and convinces users with its accuracy of fit and stability of shade and shape. The material complies with EN ISO 20795-1.



Indications:

- Complete dentures
- Partial dentures
- Combination dentures
- Hybrid dentures
- Base linings
- Implant-supported restorations

Advantages:

- Suitable for the packing technique
- Convenient processing
- Colours are coordinated with ProBase and SR Ivocap

Shades:

Pink; Pink-V

Delivery forms

SR Triplex® Shade Guide	1x	541894
SR Triplex® Hot Standard Kit		
SR Triplex Hot Polymer	2 x 500 g	
SR Triplex Hot Monomer	1 x 500 ml	
Dosage system SR Triplex	1x	
Pink		541405
Pink-V		541406
SR Triplex® Hot Polymer		
	2 x 500 g	
Pink		541413
Pink-V		541414
SR Triplex® Hot Polymer		
	20 x 500 g	
Pink		541417
Pink-V		541418
SR Triplex® Hot Monomer	500 ml	541428
Dosage system SR Triplex®	1x	541654
Plastic container (empty) Polymer for 1000 g	1x	541653

SR Triplex® Cold

The self-curing SR Triplex® Cold offers users ease of handling and optimum flow properties.
The material complies with EN ISO 20795-1.



Indications:

- Partial dentures
- Combination dentures
- Base linings
- Repairs

Advantages:

- Convenient processing
- Colours are coordinated with ProBase and SR Ivocap

Shades:

Pink; Pink-V

Delivery forms

SR Triplex® Shade Guide	1x	541894
SR Triplex® Cold Standard Kit		
SR Triplex Cold Polymer	2 x 500 g	
SR Triplex Cold Monomer	1 x 500 ml	
Dosage system SR Triplex	1x	
Pink		541434
Pink-V		541435
36 P-V		547062
SR Triplex® Cold Polymer 2 x 500 g		
Pink		541439
Pink-V		541440
36 P-V		547064
SR Triplex® Cold Polymer 10 x 500 g		
Pink		541441
Pink-V		541442
36 P-V		547065
SR Triplex® Cold Monomer	500 ml	541445
Dosage system SR Triplex®	1x	541654
Plastic container (empty) Polymer for 1000 g	1x	541653

SR Ivolen®

This stable, non-stick, multi-purpose tray material is distinguished for its optimum setting phase. It can be used with all dental impression materials applied with adhesives.



Advantages:

- Can be easily adapted and supplemented
- Accuracy of fit

Shades:

Beige

Delivery forms

SR Ivolen® Standard Kit		530359
SR Ivolen powder	2 x 500 g	
SR Ivolen liquid	1 x 500 ml	
Dosage container	1x	
Measuring spoon	1x	
Mixing cup	1x	
SR Ivolen® Powder	2 x 500 g	530363
	10 x 500 g	530364
	20 x 500 g	530365
SR Ivolen® Liquid	1 x 500 ml	530367
	1 x 2500 ml	530368

Separating Fluid

Separating Fluid demonstrates optimum separating properties. It thus ensures smooth surfaces for all Ivoclar Vivadent denture base materials.



Indications:

- Plaster / denture base material
- Plaster / plaster

Delivery forms

Separating Fluid	1 x 500 g	530348
	1 x 1000 ml	530349
	1 x 5 l	530350

Centric Tray

Centric Tray is an impression tray for the time-saving determination of jaw relations in complete and partial denture prosthetics. In combination with UTS® CAD you can determine the occlusal plane during the first appointment.



Advantages:

- Safe connection to UTS CAD
- Part of the Digital Denture Professional add-on software module
- Reliable determination of the centric relation
- Reusable, hence time-saving and economical

Delivery forms

Centric Tray		559166
Centric Tray	1x	
Regular supports	3x	
Supporting wings	3x	

IvoBase® Injector

IvoBase® Injector permits a fully automated, controlled injection and polymerization procedure of special PMMA resins which are coordinated with the system. The chemical polymerization shrinkage of the resin is entirely compensated during polymerization – thanks to the patented temperature control in the flask and the heater. This enables the fabrication of denture bases featuring high accuracy of fit and precision. The injector has been especially developed for the IvoBase material and permits excellent restorations. The IvoBase Injector can also be used for the tried-and-tested Ivocap material.

Technical data:

- Nominal voltage: 110 – 120 V and 200 – 240 V
- Nominal frequency: 50 – 60 Hz
- Acceptable voltage fluctuations: +/- 10%
- Dimensions:
 - Depth: 400 mm
 - Width: 340 mm
 - Height: 560 mm
- Max. temperature : 300°C
- Weight: 35.6 kg



Advantages:

- “All-in-one” injector, quick and easy setting into operation possible
- Controlled polymerization shrinkage for optimal accuracy of fit
- No water and compressed air connection necessary (plug and play)
- Compact, modern and ergonomic design; requires only a small space
- OSD indicator: current operating status visible from a great distance
- RMR key for a clear reduction of the residual monomer content
- USB port for software updates via PC/Internet
- Direct flask heating without water bath permits polymerization without annoying steam
- High maintenance friendliness and easy replacement of the heating elements due to the removable cover
- Versatile injector with various Ivoclar Vivadent and reserve programs

Delivery forms

IvoBase® Injector	110 – 240 V / 50 – 60 Hz	628518
IvoBase Injector		1x
Power cord		1x
USB download cable		1x
Flask set		2x
Thermal glove		1x
Temperature Checking Set		1x
Warranty card		1x
Operating Instructions		1x
Var. accessories		

IvoBase® Flask Set

The IvoBase® Flask Set consists of a flask with locking clamps and all the accessories necessary for the investment.

- a) Flask including locking clamps
- b) Flask lid
- c) Centring insert
- d) Sprue former "full"
- e) Sprue former "half"
- f) Divesting aid



Delivery forms

IvoBase® Flask Set	639959
Flask	1x
Locking clamps	2x
Flask lid	1x
Centring insert	1x
Sprue former "full"	1x
Sprue former "half"	1x
Divesting aid	1x

IvoBase® Temperature Checking Set

The IvoBase® Temperature Checking Set comprises all the components necessary to check and calibrate the temperature of the IvoBase Injector.




Delivery forms

IvoBase® Temperature Checking Set	639960
IR thermometer	1x
Set of measuring points	1x

IvoBase® Temperature Checking Set Refill

Measuring points to conduct the temperature measurements in the IvoBase® Injector



Delivery forms

IvoBase® Temperature Checking Set Refill	640877
Set of measuring points	3x

IvoBase® Thermal Glove

With this thermal glove, the hot flask can be safely removed from the IvoBase Injector.



Delivery forms

IvoBase® Thermal Glove	1x	639961
-------------------------------	-----------	---------------

SR Ivocap® Equipment

The SR Ivocap® system allows the fabrication of fitting methyl methacrylate-based dentures. After mixing, the material is injected into the flask under pressure. Constant pressure (6 bar) during polymerization ensures continuous flow of material. Since the denture base material is continuously injected, the shrinkage of the material is optimally compensated.



Advantages:

- No increase in vertical dimension
- Homogeneous denture bases
- Optimally coordinated components

Delivery forms

SR Ivocap® Equipment		530608
SR Ivocap Pressure Apparatus	1x	
SR Ivocap Clamping Frame	1x	
SR Ivocap Flasks	2x	
SR Ivocap Timer	1x	
SR Ivocap Set of Spring Washers	12x	
Capsule Plunger	1x	
Investment Aids	2x	
SR Ivocap Allen Key	1x	
Accessories		
Pressure apparatus	1x	530610
Clamping frame	1x	530612
Flask	1x	530613
Timer	1x	530614
Set of spring washers	1x	530620

Cap Vibrator

The Cap Vibrator provides reliable and efficient mixing of SR Ivocap® capsules. Its sturdy design and reliable operation ensure homogeneous mixing of pre-dosed materials.



Advantages:

- Pre-dosed material with ideal mixing ratio
- No skin contact during mixing
- Program keys for quick and easy operation
- Convenient capsule holder

Indication:

SR Ivocap capsules

Voltage versions:

220–240 V / 50 Hz, special voltage versions on request

Delivery forms

Cap Vibrator	220–240 V / 50 Hz	530639
Cap Vibrator	1x	
Power cord	1x	

Stratos® 100

The Stratos® 100 is a biofunctional average-value articulator for various simple dental reconstructions. Its ergonomic design with spacious column construction enables easy and efficient handling. The Stratos 100 is the ideal articulator to set up Ivoclar Vivadent teeth according to the Biofunctional Prosthetic System (BPS).



Advantages

- Centric locking catch
- Separable upper and lower frame
- Optimized joint mechanics with a protrusion path angle of 30° and a Bennett angle of 30° or 15°
- Compatible with split-cast systems
- Protrusion shift

Delivery forms

Stratos® 100	576820
Stratos 100	1x
Incisal plate 0°	1x
Incisal indicator	1x
Base blocks retentive	1x
Plaster protective plate	1x

Stratos® 200

The Stratos® 200 is a biofunctional articulator which is universally applicable due to its various options. Its ergonomic design with spacious column construction enables easy and efficient handling. Standard equipment contains additional 30° or 15° protrusion inserts for fixed or swivel axis, 30° Bennett inserts, and a 0° incisal plate, as well as an incline support holder.



Advantages:

- Centric locking catch
- Upper and lower frame can be separated easily and controllably
- Optimum joint mechanics with exchangeable Bennett/protrusion inserts
- Compatible with split-cast systems
- Side-shift 0–1.5 mm
- Protrusion shift

Delivery forms

Stratos® 200	536381
Stratos 200	1x
Protrusion inserts 30°	2x
Bennett inserts 30°	2x
Incisal plate 0°	1x
Incisal indicator	1x
Base blocks retentive	2x
Plaster protective plate	1x
Incline support holder	1x

Stratos® 300

The Stratos® 300 is a biofunctional, individually adjustable articulator. All the joint angles can be continuously set without having to replace any elements. The Stratos 300 is suitable for demanding restorations for which the joint angles have to be individually set. Its ergonomic design with spacious column construction enables easy and efficient handling.



Advantages:

- Centric locking catch
- Separable upper and lower frame
- Optimized joint mechanics with continuously adjustable angles:
 - Protrusion 0°–60°
 - Retrusion 35°
 - Bennett 0°–30°
 - Side-Shift 0–1.5 mm
 - Protrusion shift 0–4 mm
- Possibility of individual and average-value model orientation
- Compatible with split-cast systems

Delivery forms

Stratos® 300	576821
Stratos 300	1x
Incisal plate 0°	1x
Incisal indicator	1x
Base blocks retentive	2x
Plaster protection plate	1x

Accessories Assortment "Personalized" (for Stratos® 200)

A) Instrument carrier

Holding device for bite fork support

E) Plane indicator

Indicates the reference planes of the Stratos 200 during individual model orientation

F) Bite fork support

Holds the bite fork of the transferbow and avoids the lowering of the bite fork during model orientation in the Stratos 200

G) CE registration joint holder

The accessory eliminates the need to send the complete transferbow to the dental laboratory. The laboratory needs only the registration joint for the model transfer into the Stratos 200.

H) Incisal plates

15°, 30°, 0° individual

K) Joint Inserts assortment

Protrusion inserts: 15°, 20°, 25°, 35°, 40°, 45°, 60°
Bennett inserts: 15°



Delivery forms

Accessories Assortment "Personalized" (for Stratos® 200) 536383

Joint Inserts Assortment:

Protrusion inserts 15°, 20°, 25°, 35°, 40°, 45°, 60°	2x each
Bennett inserts 15°	2x
Incisal plate 15°, 30°	1x each
Incisal plate for personalized anterior guidance	1x
Instrument carrier	1x
Plane indicator	1x
CE Registration joint holder	1x
Bite fork support	1x

Joint Inserts (for Stratos® 200)



Delivery forms

Joint Inserts Assortment (for Stratos® 200) 536384

Protrusion inserts 15°, 20°, 25°, 35°, 40°, 45°, 60°	2x each
Bennett inserts 15°	2x

Accessories Assortment "Personalized" (for Stratos® 100, 300)

A) Instrument carrier

Holding device for bite fork support

E) Plane indicator

Indicates the reference planes of the Stratos during individual model orientation

F) Bite fork support

Holds the bite fork of the transferbow and avoids the lowering of the bite fork during model orientation in the Stratos



G) CE registration joint holder

The accessory eliminates the need to send the complete transferbow to the dental laboratory. The laboratory needs only the registration joint for the model transfer into the Stratos.

H) Incisal plates

15°, 30°, 0° individual

Delivery forms

Accessories Assortment "Personalized" (for Stratos® 100, 300)	590221
Plane indicator	1x
Bite fork support	1x
CE registration joint holder	1x
Incisal plate 15°, 30°	1x each
Incisal plate for personalized anterior guidance	1x
Instrument carrier	1x

Accessories Assortment "Average Value" (for Stratos® 100, 200, 300)

A) Instrument carrier

Holding device for horizontal guide, set-up table, 2-D setting-up template, and bite fork support.

B) Horizontal guide

Permits orientation of dentulous and edentulous models according to the Bonwill triangle.



C) 2-D setting-up template

For correct set-up according to average values, taking the Spee and Wilson curves into consideration.

D) Set-up table

Permits easy average-value orientation of dentulous models according to the Bonwill triangle.

Delivery forms

Accessories Assortment "Average Value" (for Stratos® 100, 200, 300)	536382
Instrument carrier	1x
Horizontal guide	1x
Set-up table	1x
2-D setting-up template	1x

FH Registration Joint Holder

Used for transferring the UTS 3D registrations to the Stratos® articulators according to the Frankfort Horizontal (FH)



Delivery forms

FH Registration Joint Holder	1x	543468
------------------------------	----	--------

2½ Setting-up Template

For correct tooth set-up of average-valued models



Delivery forms

2½ Setting-up Template	1x	613560
------------------------	----	--------

3D Setting-up Template

For the correct set-up of individually oriented models in conjunction with the UTS® 3D transfer bow, taking the Spee and Wilson curves into consideration.



Important:

This template is not part of the "Personalized" assortment.

Delivery forms

3-D Setting-up Template	1x	536398
-------------------------	----	--------

Incisal Plates

L = Incisal plate 15°
 N = Incisal plate 30°
 M = Individual incisal plate
 (Part of the "Personalized" assortment)



Delivery forms

Incisal Plate		
15°	1x	536391
30°	1x	536392
Individual	5x	536393

Individual Anterior Guidance Plate

With this accessory, the lateral anterior guidance angle can be individually set to a value between 0° and 55°. The protrusive anterior guidance angle can be infinitely set to a value between 0° and 70°.



Delivery forms

Individual Anterior Guidance Plate	1x	680584
------------------------------------	----	--------

Curved Incisal Pin With Holder

This accessory is required for the Individual Anterior Guidance Plate and permits precise, infinite lifting and lowering of the articulator height. A millimetre scale is used as the indicator.




Delivery forms

Curved Incisal Pin with Holder	1x	680585
--------------------------------	----	--------

Model Carriers

- 1) Retentive base block
- 2) Magnetic base block with base former
- 3) Plaster protection plate



Delivery forms

Magnetic base blocks	2x	536403
	10x	536404
Retentive base blocks	10x	536405
	50x	536406
Plaster protective plates	5x	536408

Centric Rubber Bands

Centric rubber bands for Stratos 100, 200, 300



Delivery forms

Centric Rubber Bands	10x	583672
-----------------------------	-----	--------

Stratos® Facebow Adapter

With this accessory, transfer-/facebows of other manufacturers can be connected with the Stratos articulators (connection pin required).



Delivery forms

Stratos Facebow Adapter		593851
Left part	1x	
Right part	1x	

Stratos® Case

Stable case made of aluminium. It enables safe transport of the Stratos articulator and protects it from contamination.



(symbolic figure)

Advantages

- Stable (aluminium case)
- Compact (fits in standard student lockers)
- Space for Stratos articulator (with model) and accessories
- Including case tag
- Lockable

Delivery forms

Stratos® Case	1x	583673
----------------------	----	--------

UTS 3D Universal Transferbow System

This system permits skull/joint-related orientation of models into the Stratos articulators according to patients' individual data. The UTS 3D transferbow is adjustable according to the Frankfort Horizontal (FH) or Campers Plane (CP). The flexible modular construction of the transferbow permits its use with most articulator systems currently on the market.



Advantages:

- 3D-registration joint for rapid and precise fixation, with only one tommy screw
- Lightweight carbon-fibre constructions for improved convenience
- Earpieces can be exchanged and disinfected
- Exchangeable nose pad

Delivery forms

UTS 3D		593710
Adjustable nosepiece	1x	
Reference plane indicator (CP/FH)	1x	
Axis pins	2x	
Earpieces	2x	
Registration joint	1x	
Bite fork	1x	
Nose pads	10x	

UTS 3D Accessories

3D-registration joint

The 3D-registration joint can be used for the UTS 3D and UTS transferbows (older version). The 3D-registration joint is equipped with a connector for the 3D-bite fork and the bite fork (older version).



Delivery forms

3D Registration Joint	1x	594566

Bite forks

- 3D-bite fork "S"
- 3D-bite fork



Delivery forms

3D Bite Fork "S"	5x	601119
3D Bite Fork	5x	594567

Nose pads

- Set of nose pads green (medium)
- Set of nose pads blue (soft)




Delivery forms

Set of Nose Pads		
green = medium	5x	561265
blue = soft	5x	561266

UTS Support Pins Type II

For direct, individual model transfer from the transferbow to the articulator



Delivery forms

UTS Support Pins Type II		536400
Base part		1x
Pins		2x

Gnathometer M

Intraoral registration device according to Prof. Dr Böttger for the determination of occlusal positions of edentulous patients. Permits fast and easy control of occlusal positions by needle-point tracing.



Advantages:

- Functional impression and registration in one appointment
- Multiple use; can be disinfected
- Connector for the UTS 3D transfer bow

Delivery forms

Gnathometer M (complete)	1x	530484
--------------------------	----	--------

SR Ivocron®

SR Ivocron® is a high-quality PMMA veneering material for crowns, bridges and temporary restorations. It comes in the 20 shades of the Chromascop shade guide and offers natural-looking results. SR Ivocron is ideally used with all Ivoclar Vivadent products in Chromascop shades.

An individual choice of working techniques enable a true-to-nature processing of resin veneers (Hot/Press Technique) as well as of long-term temporaries and the fixation of denture teeth (Cold Technique). A combination of the bonding system SR Link and the veneering material SR Ivocron optimizes the longevity of this high-quality veneer.

Indications:

Cold Technique (pouring technique)

- Short- and medium-term temporaries
- Attachment of ground denture teeth to the model cast framework
- Repairs

Hot Technique (layering technique)

- C&B veneering technique
- Long-term temporaries

Press Technique (flasking technique)

- C&B veneering technique

Advantages:

- Three different polymerization techniques
- Small compact assortment
- Universal indications



Delivery forms

SR Ivocron® Basic Kit Cold		549769
SR Ivocron Dentin, shades: 130/2A, 140/1C, 210/2B, 220/1D, 410/4A	1 x 30 g each	
SR Ivocron Incisal, shades: 1, 2, 4	1 x 30 g each	
SR Ivocron Intensive, shades: 2, 4, 5, 6, 9	1 x 15 g each	
SR Ivocron Cold Liquid	1 x 100 ml	
SR Ivocron Separator	1 x 30 ml	
Separating Fluid	1 x 30 ml	
Chromascop Shade Guide	1x	
Various accessories		

SR Ivocron® Cold Liquid

Liquid for the Cold Technique (pouring technique)



Delivery forms

SR Ivocron® Cold Liquid	1 x 100 ml	550080
	1 x 500 ml	550081

SR Ivocron® Hot Liquid

Liquid for the Hot Technique (layering technique)



Delivery forms

SR Ivocron® Hot Liquid	1 x 100 ml	550082
------------------------	------------	--------

SR Ivocron® Press Liquid

Liquid for the Press Technique (flasking technique)



Delivery forms

SR Ivocron® Press Liquid	1 x 100 ml	550083
--------------------------	------------	--------

SR Ivocron® Dentin

Various shaded dentin materials in all Chromascop® shades for individual shading of dentin areas



Delivery forms

SR Ivocron® Dentin	1 x 30 g
110	549903
120	549904
130	549905
140	549906
210	549907
220	549908
230	549909
240	549910
310	549911
320	549912
330	549913
340	549914
410	549915
420	549916
430	549917
440	549918
510	549919
520	549920
530	549921
540	549922

SR Ivocron® Dentin	1 x 100 g
110	549924
120	549925
130	549926
140	549927
210	549928
220	549929
230	549930
240	549931
310	549932
320	549933
330	549934
340	549935
410	549936
420	549937
430	549938
440	549939
510	549940
520	549941
530	549942
540	549943

SR Ivocron® Incisal

The incisal materials are available in various gradations to complete the veneer.



Delivery forms

SR Ivocron® Incisal	1 x 30 g
1	549945
2	549946
3	549947
4	549948

SR Ivocron® Incisal	1 x 100 g
1	549950
2	549951
3	549952
4	549953

SR Ivocron® Cervical

For individualized characterization and perfect imitation of the cervical area.



Delivery forms

SR Ivocron® Cervical	1 x 30 g	
110		549955
120		549956
130		549957
220		549960
140		549958
210		549959
230		549961
310		549963
340		549966
240		549962
320		549964
330		549965
410		549967
440		549970
420		549968
430		549969
510		549971
520		549972
530		549973
540		549974

SR Ivocron® Opaquer

The SR Ivocron® Opaquer is able to mask the existing metal frame in true-to-nature tooth shades and thus promotes the ideal basis for esthetic veneers.



Delivery forms

SR Ivocron® Opaquer	1 x 5 g	
11		549988
12		549989
13		549990
14		549991
15		549992
16		549993
23		549994
24		549995
26		549996

SR Ivocron® Opaquer Liquid

A liquid particularly designed for the SR Ivocron® Opaquer



Delivery forms

SR Ivocron® Opaquer Liquid	1 x 30 ml	550078
	1 x 100 ml	550079

SR Ivocron® Intensive

The SR Ivocron® Intensive materials are used to modify the shades of SR Ivocron restorations. They allow natural characteristics to be faithfully imitated.



Delivery forms

SR Ivocron® Intensive	1 x 15 g	
1 clear		549977
2 white		549978
4 yellow-orange		549980
5 light brown		549981
6 dark brown		549982
7 rose		549983
9 blue		549985

SR Ivocron® Gingiva

A lifelike gingiva material



Delivery forms

SR Ivocron® Gingiva	1 x 100 g	549975
Pink		

SR Ivocron® Separator

The SR Ivocron® Separator is a gel that is suitable for separating and blocking-out undercut areas.



Delivery forms

SR Ivocron® Separator	4 x 30 ml	550085
-----------------------	-----------	--------

Separating Fluid

The alginate-based isolating liquid is used for isolating the resin and the plaster.



Delivery forms

Separating Fluid	1 x 30 ml	530346
------------------	-----------	--------

SR Nexco®

SR Nexco® is a purely light-curing laboratory composite with micro-opal fillers, suitable for framework-supported and framework-free prosthetic restorations.

In combination with the shades that are tolerant of varying layer thicknesses, true-to-nature optical properties can be achieved for fixed and removable dentures as well as artificial gingiva.



SR Nexco® Paste Promo Kit



Delivery forms

SR Nexco® Paste Promo Kit A2

645933

SR Nexco Opaquer, shade: A2	1 x 2 ml
SR Nexco Liner, shade: L2	1 x 2 ml
SR Nexco Paste Margin, shade: M2	1 x 2.5 g
SR Nexco Paste Dentin, shade: A2	1 x 2.5 g
SR Nexco Paste Incisal, shade: I2	1 x 2.5 g
SR Gel	1 x 30 ml
SR Link	1 x 5 ml
Various accessories	

SR Nexco® Paste Promo Kit A3

667336

SR Nexco Opaquer, shade: A3	1 x 2 ml
SR Nexco Liner, shade: L2	1 x 2 ml
SR Nexco Paste Margin, shade: M2	1 x 2.5 g
SR Nexco Paste Dentin, shade: A3	1 x 2.5 g
SR Nexco Paste Incisal, shade: I3	1 x 2.5 g
SR Gel	1 x 30 ml
SR Link	1 x 5 ml
Various accessories	

SR Nexco® Paste Starter Kit A–D

The SR Nexco® Paste Starter Kit contains all the components for designing a true-to-nature, esthetic restoration and covers the shades A2, A3, A3.5 and B2. In addition to the SR Nexco Dentin and Incisal layering materials, it also contains Margin and Effect materials as well as Stains. The SR® Link bonding system, SR® Connect bonding agent as well as various accessories are also provided with the Kit.



Delivery forms

SR Nexco® Paste Starter Kit A–D	640399
SR Nexco Opaquer, shades: A2, A3, A3.5, B2	1 x 2 ml each
SR Nexco Liner, shades: L2, L3	1 x 2 ml each
SR Nexco Paste Margin, shades: M2, M3	1 x 2.5 g each
SR Nexco Paste Dentin, shades: A2, A3, A3.5, B2	1 x 2.5 g each
SR Nexco Paste Incisal, shades: I2, I3, I4	1 x 2.5 g each
SR Nexco Paste Effect Occlusal Dentin, shade: orange	1 x 2.5 g
SR Nexco Paste Effect Transpa, shade: clear	1 x 2.5 g
SR Nexco Paste Effect Opal, shade: E1	1 x 2.5 g
SR Nexco Stains, shades: clear, white, orange, mahogany	1 x 1 ml each
SR Nexco Pontic Fill	1 x 2.5 g
SR Link	1 x 5 ml
SR Modelling Liquid	1 x 5 ml
SR Gel	1 x 30 ml
SR Connect	1 x 5 ml
Various accessories	

SR Nexco® Paste Gingiva Kit




Delivery forms

SR Nexco® Paste Gingiva Kit	648973
SR Nexco Gingiva Opaquer, shade: pink	1 x 2 ml
SR Nexco Paste Gingiva, shades: G1, G2, G3, G4, G5	1 x 2.5 g each
SR Nexco Paste Intensive Gingiva, shades: IG1, IG2, IG3, IG4, IG5	1 x 2.5 g each
SR Gel	1 x 30 ml
SR Connect	1 x 5 ml
Various accessories	

SR Nexco® Flask

SR Nexco® Flask is a flask suitable for pressing light-cured veneering composites, such as SR Nexco®. With SR Nexco Flask, various types and sizes of restorations can be veneered. The flask is coordinated with the SR Nexco product system.



Delivery forms

SR Nexco® Flask Press (green)	1x	672611
Incl. press cover, fixing screws and spacer		
SR Nexco® Flask Top (single; height 2 cm)	1x	672633
SR Nexco® Flask Fixing Screws (for height 2 cm)	3 x each	672612

Transil F

Transil F is a light bodied, transparent and therefore light transmitting silicone suitable for use in dental laboratories. Adjusted to the flasking technique, it enables the fabrication of a counter model and therefore the detailed reproduction of the wax-up in the final composite restoration.



Delivery forms

Transil F	2 x 50 ml	673047
incl. Mixing tips	6x	

SR Nexco® Opaquer

The Opaquer paste is distinguished for its high masking power – even in thin coats. Together with SR® Link, it provides for an optimum bond between metal frameworks and the SR Nexco® veneering materials.



Delivery forms

SR Nexco® Opaquer	1 x 2 ml	
A1		640430
A2		640431
A3		640432
A3.5		640433
A4		640434
B1		640435
B2		640436
B3		640437
B4		640438
C1		640439
C2		640440
C3		640441
C4		640442
D2		640443
D3		640444
D4		640445
BL3		640446
BL4		640447

SR Nexco® Liner

The SR Nexco® Liner is used as the basic shade of the prepared tooth in metal-free restorations. It provides a reliable bond between the restoration, luting adhesive and prepared tooth and the SR Nexco veneering material.



Delivery forms

SR Nexco® Liner	1 x 2 ml	
L1		640476
L2		640477
L3		640478
L4		640479
L5		640480
BL		640481
Clear		640482
Incisal		640483

SR Nexco® Paste Pontic Fill

Light-curing paste, especially to complete pontic areas with a high curing depth.



Delivery forms

SR Nexco® Paste Pontic Fill	1 x 2.5 g	640485
-----------------------------	-----------	--------

SR Nexco® Paste Margin

To intensify the shade in the cervical areas, cervical materials are used that show a strong effect even in very thin layers.



Delivery forms

SR Nexco® Paste Margin	1 x 2.5 g	
M1		640401
M2		640402
M3		640403
M4		640404
M5		640405

SR Nexco® Paste Dentin

The SR Nexco® Paste Dentin materials form the basis of the A–D shades and they are distinguished for their convenient handling.



Delivery forms

SR Nexco® Paste Dentin	1 x 2.5 g	
A1		640406
A2		640407
A3		640408
A3.5		640409
A4		640410
B1		640411
B2		640412
B3		640413
B4		640414
C1		640415
C2		640416
C3		640417
C4		640418
D2		640419
D3		640420
D4		640421
BL3		640422
BL4		640423

SR Nexco® Paste Incisal

The shading of the Incisal materials of SR Nexco® Paste has been adjusted to the properties of the natural tooth.



Delivery forms

SR Nexco® Paste Incisal	1 x 2.5 g
I1	640424
I2	640425
I3	640426
I4	640427
I5	640428
BL	640429

SR Nexco® Paste Effect

A comprehensive range of Effect materials is used to modify and intensify SR Nexco® and other composite restorations.




Delivery forms

SR Nexco® Paste Effect Occlusal Dentin	1 x 2.5 g
Orange	640448
Brown	640449
SR Nexco® Paste Effect Mamelon	1 x 2.5 g
Light	640450
Yellow-orange	640451
SR Nexco® Paste Effect Transpa	1 x 2.5 g
Blue	640452
Brown-grey	640453
Orange-grey	640454
Clear	640459
SR Nexco® Paste Effect Opal	1 x 2.5 g
E1	640455
E2	640456
E3	640457
E4	640458

SR Nexco® Stains

The intensive Stains pastes can be used for the individualization and characterization of veneers and denture teeth.



Delivery forms

SR Nexco Stains	1 x 1 ml
Clear	640460
White	640461
Blue	640462
Orange	640463
Mahogany	640464
Maroon	640465
Red	649796
Chili	656157

SR Nexco® Gingiva Opaquer

The SR Nexco® Gingiva Opaquer is used for optimum masking of metal frameworks and their preparation for the subsequently applied Gingiva materials.



Delivery forms

SR Nexco® Gingiva Opaquer	1 x 2 ml	640466
---------------------------	----------	--------

SR Nexco® Paste Gingiva

The shades of SR Nexco® Paste have been coordinated with those of the Ivoclar Vivadent Gingiva Solution concept of IPS Style®, IPS InLine®, IPS d.SIGN® and IPS e.max®. In this way, the shade design of true-to-nature gingiva components is possible for all systems.



Delivery forms

SR Nexco® Paste Gingiva	1 x 2.5 g	
G1		640467
G2		640468
G3		640469
G4		640470
G5		640471

SR Nexco® Paste Intensive Gingiva

The pastes are used for further individualization in the course of gingiva prosthetics. The yellowish gingival shade IG5 is new.



Delivery forms

SR Nexco® Paste Intensive Gingiva	1 x 2.5 g	
IG1		640472
IG2		640473
IG3		640474
IG4		640475
IG5		642319

SR Nexco® Paste Basic Gingiva

In addition, there is also the shade Basic Gingiva 34 that can be used as the basic gingiva shade in the context of the gingiva concept.



Delivery forms

SR Nexco® Paste Basic Gingiva	1 x 2.5 g	
BG34		642453

SR® Connect

Light-curing conditioner for the bonding of light-curing materials to PMMA, heat- or cold-curing polymers and resin denture teeth.



Delivery forms

SR® Connect	1 x 5 ml	642236
-------------	----------	--------

SR® Modelling Liquid



Delivery forms

SR® Modelling Liquid	1 x 5 ml	640500
----------------------	----------	--------

SR Nexco® Syringe Rack



Delivery forms

SR Nexco® Syringe Rack (empty)	1x	642535
--------------------------------	----	--------

Gingiva Solution Material Shade Guide



Delivery forms

Gingiva Solution Material Shade Guide	1 x	674209
--	------------	---------------

SR Nexco® Material Box

The attractive material box is the ideal organizing system for the SR Nexco® assortment.



Advantages:

- Can be extended according to individual requirements
- Delivered empty

Delivery forms


SR Nexco® Material Box (empty)	1x	642235
SR Nexco® upper foam insert	1x	642057
SR Nexco® lower foam insert	1x	642058

SR Nexco® Alloys

Ideal compatibility

Several C&B, universal and ceramic alloys are matched to SR Nexco®. They allow you to select the best possible solution for the individual requirements of your patients.

Together with the proven metal-composite bonding agent SR® Link, a covalent bond is generated between the metal framework and the SR Nexco lab composite.



Delivery forms

For detailed information about our complete range of alloys, please contact your distributor or Ivoclar Vivadent directly.

The range of alloys may vary from country to country.

Alloy	Shade	Au-, Pt-, Pd-content (%)
Crown and bridge alloys		
C&B precious metal alloy		
Academy Gold®	rich yellow	77.2
Harmony® PF	yellow	75.6
Portadur P2	rich yellow	75.0
Portadur P4	rich yellow	75.4
XL-X®	yellow	66.7
Maxigold®	yellow	62.2
Midigold® 50	yellow	53.5
Minigold®	yellow	44.0
Harmony® 3	white	29.4
Harmony® 2	yellow	34.7
Universal precious metal alloy		
Porta Norm	rich yellow	82.8
BioUniversal KFG+	yellow	53.6
Precious metal ceramic alloy		
Callisto® CPG	white	24.6
Base metal ceramic alloy		
Colado® NC	white	NiCr
4all®	white	NiCr
d.SIGN 30®	white	CoCr
Colado® CC	white	CoCr
Base metal CAD/CAM alloy		
Colado® CAD CoCr4	white	CoCr
Colado® CAD Ti2	white	Titan
Colado® CAD Ti5	white	Titan
NobelProcera Titanium (Crown&Bridges)*	white	Titan
NobelProcera Titanium (Implant Bridges)*	white	Ti, Al, Va
Nobel Procera Cobalt Chromium*	white	CoCr

* Nobel Biocare The range of available alloys may vary from country to country.



SR® Link

SR® Link is a metal-composite bonding agent that provides a covalent bond between the metal framework and resin. It is an easy-to-use and tried-and-tested system.



Delivery forms

SR® Link	1 x 5 ml	545872
----------	----------	--------

SR® Retention Adhesive

This adhesive is a bonding varnish for micro- and macro-retention beads. Its use depends on the space available.



Delivery forms

SR® Retention Adhesive	1 x 20 ml	529498
------------------------	-----------	--------

SR® Micro Retention Beads SR® Macro Retention Beads

Depending on the available space, two sizes of the retention beads are available:

- Micro retention beads 200–300 µm
- Macro retention beads 400–600 µm



Delivery forms

SR® Micro Retention Beads	1 x 15 g	529492
SR® Macro Retention Beads	1 x 15 g	529497

SR® Model Separator

The SR® Model Separator is, among other things, suitable for separating the plaster and the composite veneering materials.



Delivery forms

SR® Model Separator	1 x 10 ml	573105
---------------------	-----------	--------

SR® Gel

The gel prevents the formation of an inhibited layer during polymerization. In this way, reliable, thorough polymerization of the surface is ensured.



Advantage:

- Easy application in conjunction with all light-curing materials

Delivery forms

SR® Gel	1 x 30 ml	573106
---------	-----------	--------

Universal Polishing Paste

The universal polishing paste enables composite and metal restorations to be polished to a high gloss quickly and efficiently. The paste is particularly suitable for dentures and SR Nexco®/SR Chromasit®/SR Ivocron® veneers.



Delivery forms

Universal Polishing Paste	1 x 100 ml	573660
---------------------------	------------	--------

SR® Modelling Instruments

The three different modelling instruments facilitate the adaptation and modelling of composite materials.



Advantages:


- 6 different tips for individual modelling
- Reduced stickiness of the materials

Delivery forms

SR® Modelling Instruments	1x each	
A (yellow)		573101
B (red)		573102
C (blue)		573103

OptraSculpt® Pad

OptraSculpt® Pad is a contouring instrument with special foam pad attachments, which is designed for the efficient, non-stick forming and shaping of composites. The highly flexible synthetic foam pads optimally adjust to the anatomical contours and allow a smooth modelling, without leaving any unwanted marks on the composite restoration.



Reference scale on the instrument handle:
The continuous vertical lines show ideal average widths, the dotted vertical lines show average axial inclinations of the maxillary anterior teeth.

Indication:

Suitable for adapting, shaping and contouring uncured sculptable composite materials. It is also suitable for lab composites.

Advantages:

- Non-stick shaping and contouring thanks to foam pad attachments
- Highly elastic foam pads ensure the creation of smooth and even surfaces without unwanted marks
- Reference scales on the instrument handle facilitate professional esthetic results

Delivery forms

Assortment		639791
OptraSculpt Pad Instrument	1x	
OptraSculpt Pad Refill/4 mm	60x	
OptraSculpt Pad Refill/6 mm	60x	
OptraSculpt® Pad Refill/4 mm	60x	639792
OptraSculpt® Pad Refill/6 mm	60x	639793
OptraSculpt® Pad Instrument Refill	1x	646004

Brush Holder

Disposable brushes and sponges are inserted into the brush holder.



Delivery forms

Brush Holder white	1x	573676
---------------------------	-----------	---------------

Disposable Brushes

The disposable brushes are used to apply liquid materials, such as opaquers, SR® Link, etc.



Delivery forms

Disposable Brushes	1 x 50	533670
---------------------------	---------------	---------------

Disposable Sponges

The holders of the disposable sponges were modified in such a way that they fit into the brush holder. The disposable sponges are used to remove the inhibited layer after polymerization.



Delivery forms

Disposable Sponges	1 x 50	573096
---------------------------	---------------	---------------

Cannulas

Tips for push syringes (flowable materials) to help achieve more accurate dosing and cleaner application procedures as the extrusion pressure can be controlled.



Delivery forms

Cannulas	1 x 10	573097
-----------------	---------------	---------------

Cannula Caps

These cannula caps prevent the material within the cannula from drying out/polymerizing and protects it from contamination.



Delivery forms

Cannula Caps	1 x 20	573098
--------------	--------	--------

SR® Mixing Plate (small)

The SR® Mixing Plate is used to mix the composite components. The light protection prolongs the working time of light-curing materials.



Delivery forms

SR® Mixing Plate (small)	1x	573100
--------------------------	----	--------

SR® Mixing Pad (small)

The SR® Mixing Pad is used to avoid having to clean the mixing plate from opaquer residue.



Delivery forms

SR® Mixing Pad (small)	1x	573099
------------------------	----	--------

Tetric® CAD

The esthetic composite block

Tetric® CAD
HT A2 | C14
ivoclar
vivadent

The efficient way to **create** esthetic restorations

- Unique chameleon effect
- Excellent polishability and intra-oral repairability
- Reliable bond due to a well-matched luting system

Efficient
Esthetics



Isolate



Bond



Restore



Polish

ivoclar
vivadent®
passion vision innovation

Tetric® CAD

Tetric® CAD is an esthetic composite resin block (flexural strength: 272 MPa*) for the efficient fabrication of single-tooth restorations. Due to the pronounced chameleon effect, Tetric CAD restorations blend in seamlessly with the residual tooth structure. The restoration is polished after grinding and then seated using an adhesive cementation protocol. This technique is very efficient and produces an esthetic result quickly and easily.



Delivery forms

Tetric® CAD for CEREC/inLab Starter Kit	692157
Tetric CAD HT I12, shade: A1	2x
Tetric CAD HT I12, shade: A2	2x
Tetric CAD HT I12, shade: A3	2x
Tetric CAD MT C14, shade: A1	1x
Tetric CAD MT C14, shade: A2	1x
Tetric CAD MT C14, shade: A3	1x
Variolink Esthetic DC, shade: neutral	1 x 2.5 g
Adhese Universal VivaPen	1 x 0.5 g
Optra Pol Test Pack	1x
Various accessories	

Tetric® CAD for CEREC/inLab HT I12	5x
A1	692139
A2	692140
A3	692141
A3.5	692142

Tetric® CAD for CEREC/inLab MT I12	5x
A1	692143
A2	692144
A3	692145
A3.5	692146
BL	692147


Tetric® CAD for CEREC/inLab HT C14	5x
A1	692148
A2	692149
A3	692150
A3.5	692151

Tetric® CAD for CEREC/inLab MT C14	5x
A1	692152
A2	692153
A3	692154
A3.5	692155
BL	692156

Telio® CAD

Telio® CAD Monolithic Solutions

Telio® CAD blocks are made of PMMA. They are used to fabricate long-term temporaries using the CAD/CAM technique. As a result of an industrial polymerization process, the blocks feature high material homogeneity. Polymerization shrinkage does not occur and an inhibition layer does not form. The CAD/CAM technique allows the provisional to be reproduced at any time.



Delivery forms

Telio® CAD for CEREC® Starter Kit	631697
Telio CAD B40L, shade: LT A1	2x
Telio CAD B40L, shades: LT A2, LT A3	3 x each
Telio CS Link, transparent	1 x 6 g
Telio CS Desensitizer	1 x 5 g
OptraPol Test Pack	1x
Various accessories	

Telio® CAD for CEREC® inLab® LT B40L	1 x 3 each
BL 3	627718
A1	627719
A2	627720
A3	627721
A3.5	627722
B1	627723
B3	684489
C2	684490
D2	684491

Telio® CAD for CEREC® inLab® LT B40L	1 x 9 each
BL 3	627726
A1	627727
A2	627728
A3	627729
A3.5	627730
B1	627731
B3	684492
C2	684493
D2	684494

Telio® CAD for CEREC® inLab® LT B55	1 x 3 each
BL 3	627824
A1	627825
A2	627826
A3	627827
A3.5	627828
B1	627829
B3	684498
C2	684499
D2	684500

Telio® CAD Abutment Solutions

Telio® CAD Abutment Solutions is used for the CAD/CAM-supported fabrication of temporary implant-supported hybrid abutment crowns for individual temporary single-tooth restorations. The homogeneous, highly cross-linked PMMA blocks feature a prefabricated interface of size S or L for the direct cementation onto the Ti base from Dentsply Sirona.



Delivery forms

Abutment Solutions for CEREC®/inLab® Starter Kit	691203
IPS e.max CAD A14 (L), shade: M01	5 blocks
IPS e.max CAD A14 (L), shade: LT A2	5 blocks
IPS e.max CAD A16 (L), shade: LT A2	5 blocks
Telio CAD A16 (L), shade: LT A2	3 blocks
Multilink Hybrid Abutment	1 x 9 g
Liquid Strip	1 x 2.5 g
Monobond Etch and Prime	1 x 5 g
Monobond Plus	1 x 5 g
SR Connect	1 x 5 ml
Virtual Extra Light Body	1 x 50 ml
Various accessories	

Telio® CAD for CEREC® inLab® LT A16 (S)	1 x 3 each
BL 3	665518
A1	665519
A2	665520
A3	665521
A3.5	665522
B1	665523
B3	684501
C2	684502
D2	684503

Telio® CAD for CEREC® inLab® LT A16 (L)	1 x 3 each
BL 3	665524
A1	665525
A2	665526
A3	665527
A3.5	665528
B3	684504
C2	684505
D2	684506

Telio® CS C&B

Telio® CS C&B is a self-curing composite material for high-quality temporary crown and bridge restorations and is supplied in five shades (BL3, A1, A2, A3, A3.5). Telio CS C&B provides a high accuracy of fit and allows stress-free restorations to be fabricated even in multi-unit constructions, as, in addition to the high stability, the material features low polymerization shrinkage and absorbs little water.



Delivery forms

Telio® CS C&B can be ordered directly from clinical trade partners.

Telio® CS Link

Telio® CS Link is a dual-curing (light- and self-curing) temporary composite cement used to seat temporary restorations (max. 6 weeks). Due to the two translucent shades (A3 and Transparent), an esthetic integration of the restoration is achieved. Telio CS Link is free of eugenol and therefore also suitable if all-ceramic restorations or lab-fabricated composite restorations are adhesively placed later.



Delivery forms

Telio® CS Link can be directly ordered from clinical trade partners.

Telio® CS Desensitizer

Telio® CS Desensitizer is a solution to prevent and/or reduce dentinal hypersensitivity and postoperative sensitivity. In general, Telio CS Desensitizer is suitable to condition and desensitize exposed or ground dentin surfaces ("dressing" for prepared cavities and teeth). Dentin wounds may be treated before the incorporation of the Telio temporary restorations in order to prevent and minimize hypersensitivity.



Delivery forms

Telio® CS Desensitizer can be ordered directly from clinical trade partners.

Telio® CS Inlay

Telio® CS Inlay is a light-curing, single-component temporary restorative material.

Indications:

- Deep inlay preparations with parallel walls
- Reversible obturation of screw access holes
- Relining of prefabricated temporary crowns made of polycarbonate or methacrylate



Advantages:

- Adapts well to the prepared tooth structure and shows no discolouration
- Demonstrates low polymerization shrinkage
- Quick and easy application, removal in one piece
- Light-curing, single-component material
- Bonds to the tooth but does not stick to the instrument
- No additional temporary cement required
- Available in two different shades and presentations (syringes and Cavifils)

Shades:

Transparent and Universal

Telio® CS Onlay

Telio® CS Onlay is a light-curing, single-component temporary restorative material.

Indications:

- Wide, shallow cavities with few retentive areas, such as onlay preparations



Advantages:

- Adapts well to the prepared tooth structure and shows no discolouration
- Demonstrates low polymerization shrinkage
- Quick and easy application, removal in one piece
- Light-curing, single-component material
- Bonds to the tooth but does not stick to the instrument
- No additional temporary cement required
- Available in two different shades and presentations (syringes and Cavifils)

Shades:

Transparent and Universal

Delivery forms

Telio® CS Inlay / Onlay can be ordered directly from clinical trade partners.

IPS Style®

IPS Style® is the first patented metal-supported ceramic to contain oxyapatite crystals. These crystals, in combination with leucite and fluorapatite and the matching glass phases, are responsible for the excellent handling characteristics and optical properties of this low-fusing mixed glass-ceramic.

Due to its high degree of versatility and easy handling of the layering materials, IPS Style supports both newcomers and experienced users in their individual working styles – true to the motto “make it your Style!”

MAKE IT YOUR! STYLE YOUR!

- **Make it fast.** IPS Style’s low shrinkage saves you time.
- **Make it easy.** The material’s ease of use ensures reliable results.
- **Make it natural.** The oxyapatite controls the translucency and depth effect.

The IPS Style ceramic system is designed for the classical CTE range and comprises components for single and multiple layer techniques. The materials are all matched to the stains and glazes of the versatile IPS Ivocolor® assortment.



IPS Style® Ceram Starter Kit A–D

The IPS Style® Ceram Starter Kit A–D comprises the most popular materials to fabricate restorations in the shades A1, A2, A3 and A3.5. Additionally, the kit provides the required working accessories. It also contains different Shades and Essences of the IPS Ivocolor® universal stains and glaze range for the characterization and staining of restorations. The Starter Kit and all other additional assortments are supplied in the new material box and can be individually supplemented with other IPS e.max kits and assortments.



Delivery forms

IPS Style® Ceram Starter Kit A–D	679925
IPS Style Ceram Powder Opaquer 870, shades: A1, A2, A3, A3.5	1 x 18 g each
IPS Style Ceram Deep Dentin, shades: A1, A2, A3, A3.5	1x 20 g each
IPS Style Ceram Dentin, shades: A1, A2, A3, A3.5	1 x 20 g each
IPS Style Ceram Incisal, shades: I1, I2, I3, I4	1 x 20 g each
IPS Style Ceram Transpa, shade: neutral	1 x 5 g
IPS Style Ceram Mamelon, shade: light	1 x 5 g
IPS Style Ceram Occlusal Dentin, shade: orange	1 x 5 g
IPS Style Ceram Opal Effect, shade 1	1 x 5 g
IPS Style Ceram One, shades: 1, 2, 3, 4	1 x 20 g each
IPS Ivocolor Shade Dentin, shades: SD1, SD2	1 x 3 g each
IPS Ivocolor Shade Incisal, shade: SI1	1 x 3 g
IPS Ivocolor Essence, shades: E01 white, E04 sunset, E10 mahogany, E16 sapphire	1 x 1.8 g each
IPS Ivocolor Glaze Paste	1 x 9 g
IPS Ivocolor Mixing Liquid (allround)	1 x 15 ml
IPS Powder Opaquer Liquid	1 x 60 ml
IPS Build-Up Liquid allround	1 x 60 ml
Material shade guide IPS Style Ceram Impulse	1x
Material shade guide IPS Style Ceram Incisal/Transpa	1x

IPS Style® Ceram Intro Kit A2

In order to get to know the basic features of the IPS Style® assortment, the IPS Style Ceram Intro Kit contains all materials in a "trial size". The kit is matched to the A2 shade and it includes various Shades and Essences of the IPS Ivocolor® universal stains and glaze range for the characterization and staining of restorations.



Delivery forms

IPS Style® Ceram Intro Kit A2	679924
IPS Style Ceram Powder Opaquer 870, shade: A2	1 x 18 g
IPS Style Ceram Deep Dentin, shade: A2	1 x 5 g
IPS Style Ceram Dentin, shade: A2	1 x 5 g
IPS Style Ceram Incisal, shade: I2	1 x 5 g
IPS Style Ceram Transpa, shade: neutral	1 x 5 g
IPS Style Ceram Mamelon, shade: light	1 x 5 g
IPS Style Ceram Occlusal Dentin, shade: orange	1 x 5 g
IPS Style Ceram Opal Effect, shade: 1	1 x 5 g
IPS Style Ceram One, shade: 2	1 x 5 g
IPS Ivocolor Shade Dentin, shade: SD2	1 x 3 g
IPS Ivocolor Essence, shades: E01 white, E04 sunset	1 x 1.8 g each
IPS Ivocolor Glaze Paste	1 x 9 g
IPS Ivocolor Mixing Liquid (allround)	1 x 15 ml
IPS Powder Opaquer Liquid	1 x 15 ml
IPS Build-Up Liquid allround	1 x 15 ml

IPS Style® Ceram Intro Kit A3

In order to get to know the basic features of the IPS Style® assortment, the IPS Style Ceram Intro Kit contains all materials in a "trial size". The kit is matched to the A3 shade and it includes various Shades and Essences of the IPS Ivocolor® universal stains and glaze range for the characterization and staining of restorations.



Delivery forms

IPS Style® Ceram Intro Kit A3	683358
IPS Style Ceram Powder Opaquer 870, shade: A3	1 x 18 g
IPS Style Ceram Deep Dentin, shade: A3	1 x 5 g
IPS Style Ceram Dentin, shade: A3	1 x 5 g
IPS Style Ceram Incisal, shade: I3	1 x 5 g
IPS Style Ceram Transpa, shade: neutral	1 x 5 g
IPS Style Ceram Mamelon, shade: light	1 x 5 g
IPS Style Ceram Occlusal Dentin, shade: orange	1 x 5 g
IPS Style Ceram Opal Effect, shade: 1	1 x 5 g
IPS Style Ceram One, shade: 3	1 x 5 g
IPS Ivocolor Shade Dentin, shade: SD2	1 x 3 g
IPS Ivocolor Essence, shades: E01 white, E04 sunset	1 x 1.8 g each
IPS Ivocolor Glaze Paste	1 x 9 g
IPS Ivocolor Mixing Liquid (allround)	1 x 15 ml
IPS Powder Opaquer Liquid	1 x 15 ml
IPS Build-Up Liquid allround	1 x 15 ml

IPS Style® Ceram Starter Kit A–D Paste Opaquer

The IPS Style® Ceram Starter Kit A-D contains the most important materials for fabricating restorations in shades A1, A2, A3 and A3.5. The opaquer is supplied in paste form. For the characterization and glazing of restorations, the kit contains various Shade and Essence materials of the universal stains and glaze assortment IPS Ivocolor®. Additional stackable storage components can be added to include other IPS Style kits, e.g. the IPS Style Ceram Impulse Kit.



Delivery forms

IPS Style® Ceram Starter Kit A–D Paste Opaquer	701900
IPS Style Ceram Paste Opaquer, shades: A1, A2, A3, A3.5	1 x 5 g each
IPS Style Ceram Deep Dentin, shades: A1, A2, A3, A3.5	1x 20 g each
IPS Style Ceram Dentin, shades: A1, A2, A3, A3.5	1 x 20 g each
IPS Style Ceram Incisal, shades: I1, I2, I3, I4	1 x 20 g each
IPS Style Ceram Transpa, shade: neutral	1 x 5 g
IPS Style Ceram Mamelon, shade: light	1 x 5 g
IPS Style Ceram Occlusal Dentin, shade: orange	1 x 5 g
IPS Style Ceram Opal Effect, shade 1	1 x 5 g
IPS Style Ceram One, shades: 1, 2, 3, 4	1 x 20 g each
IPS Ivocolor Shade Dentin, shades: SD1, SD2	1 x 3 g each
IPS Ivocolor Shade Incisal, shade: SI1	1 x 3 g
IPS Ivocolor Essence, shades: E01 white, E04 sunset, E10 mahogany, E16 sapphire	1 x 1.8 g each
IPS Ivocolor Glaze Paste	1 x 9 g
IPS Ivocolor Mixing Liquid (allround)	1 x 15 ml
IPS Powder Opaquer Liquid	1 x 60 ml
IPS Build-Up Liquid allround	1 x 60 ml
Material shade guide IPS Style Ceram Impulse	1x
Material shade guide IPS Style Ceram Incisal/Transpa	1x

IPS Style® Ceram Intro Kit A2 Paste Opaquer

The IPS Style® Ceram Intro Kit A2 Paste Opaquer contains all the materials required by the user to fabricate the first IPS Style restorations. All the materials are supplied in shade A2. The opaquer is provided in paste form. The IPS Ivocolor® system is used to individually stain, characterize and glaze IPS Style restorations. The IPS Ivocolor products are also contained in the kit.



Delivery forms

IPS Style® Ceram Intro Kit A2 Paste Opaquer	701899
IPS Style Ceram Paste Opaquer 870, shade: A2	1 x 5 g
IPS Style Ceram Deep Dentin, shade: A2	1 x 5 g
IPS Style Ceram Dentin, shade: A2	1 x 5 g
IPS Style Ceram Incisal, shade: I2	1 x 5 g
IPS Style Ceram Transpa, shade: neutral	1 x 5 g
IPS Style Ceram Mamelon, shade: light	1 x 5 g
IPS Style Ceram Occlusal Dentin, shade: orange	1 x 5 g
IPS Style Ceram Opal Effect, shade: 1	1 x 5 g
IPS Style Ceram One, shade: 2	1 x 5 g
IPS Ivocolor Shade Dentin, shade: SD2	1 x 3 g
IPS Ivocolor Essence, shades: E01 white, E04 sunset	1 x 1.8 g each
IPS Ivocolor Glaze Paste	1 x 3 g
IPS Ivocolor Mixing Liquid (allround)	1 x 15 ml
IPS Paste Opaquer Liquid	1 x 15 ml
IPS Build-Up Liquid allround	1 x 15 ml

IPS Style® Ceram Intro Kit A3 Paste Opaquer

The IPS Style® Ceram Intro Kit A3 Paste Opaquer contains all the materials required by the user to fabricate the first IPS Style restorations. All the materials are supplied in shade A3. The opaquer is provided in paste form. The IPS Ivocolor® system is used to individually stain, characterize and glaze IPS Style restorations. The IPS Ivocolor products are also contained in the kit.



Delivery forms

IPS Style® Ceram Intro Kit A3 Paste Opaquer	701898
IPS Style Ceram Paste Opaquer, shade: A3	1 x 5 g
IPS Style Ceram Deep Dentin, shade: A3	1 x 5 g
IPS Style Ceram Dentin, shade: A3	1 x 5 g
IPS Style Ceram Incisal, shade: I3	1 x 5 g
IPS Style Ceram Transpa, shade: neutral	1 x 5 g
IPS Style Ceram Mamelon, shade: light	1 x 5 g
IPS Style Ceram Occlusal Dentin, shade: orange	1 x 5 g
IPS Style Ceram Opal Effect, shade: 1	1 x 5 g
IPS Style Ceram One, shade: 3	1 x 5 g
IPS Ivocolor Shade Dentin, shade: SD2	1 x 3 g
IPS Ivocolor Essence, shades: E01 white, E04 sunset	1 x 1.8 g each
IPS Ivocolor Glaze Paste	1 x 3 g
IPS Ivocolor Mixing Liquid (allround)	1 x 15 ml
IPS Paste Opaquer Liquid	1 x 15 ml
IPS Build-Up Liquid allround	1 x 15 ml

IPS Style® Ceram Impulse Kit

The Impulse materials of the comprehensive IPS Style® Ceram Impulse Kit provide utmost freedom in the design of restorations and exceptional scope for lifelike creativity. The range of materials is structured in a way similar to that of all the other Ivoclar Vivadent veneering materials.



Delivery forms

IPS Style® Ceram Impulse Kit	679923
IPS Style Ceram Transpa, shades: neutral, blue, brown-grey, orange-grey	1 x 20 g each
IPS Style Ceram Mamelon, shades: light, yellow-orange, salmon	1 x 20 g each
IPS Style Ceram Occlusal Dentin, shades: orange, brown	1 x 20 g each
IPS Style Ceram Incisal Edge, shade: IE	1 x 20 g
IPS Style Ceram Opal Effect, shades: 1, 2, 3, 4, 5, violet	1 x 20 g each
IPS Style Ceram Special Incisal, shades: yellow, grey	1 x 20 g each
IPS Style Ceram Inter Incisal, shades: white-blue	1 x 20 g
IPS Style Ceram Cerv Transpa, shades: yellow, orange-pink, khaki, orange	1 x 20 g each
Material shade guide IPS Style Ceram Impulse	1x
Material shade guide IPS Style Ceram Incisal/Transpa	1x

IPS Style® Ceram Gingiva Kit

IPS Style® Ceram Gingiva Kit contains 14 gingiva ceramic materials and one gingiva opaquer for a natural-looking gingiva which is particularly important for implant-supported restorations. The kit includes one basic shade, Basic Gingiva BG 34, lifelike and intensive gingival materials and accompanying essences of the IPS Ivocolor® universal Stains and Glaze system. The Gingiva Kit and all other additional assortments are supplied in a material box and can be individually supplemented with other IPS Style kits.



Delivery forms

IPS Style® Ceram Gingiva Kit	679922
IPS Style Ceram Powder Opaquer 870, shade: pink	1 x 18 g
IPS Style Ceram Gingiva, shades: 1, 2, 3, 4, 5	1 x 20 g each
IPS Style Ceram Intensive Gingiva, shades: 1, 2, 3, 4, 5	1 x 20 g each
IPS Style Ceram Basic Gingiva, shade: BG34	1 x 20 g
IPS Ivocolor Essence, shades: E19 rose, E20 coral, E21 basic red	1 x 1.8 g each
Material shade guide IPS Style Ceram Gingiva Solution	1x

IPS Style® Ceram Bleach Kit BL

The IPS Style® Ceram Bleach Kit BL offers suitable materials for the fabrication of bleach-shade restorations. From the opaquer to margin, deep dentin, dentin and incisal materials and add-on or one-layer materials, all materials are available in bleach shades.



Delivery forms

IPS Style® Ceram Bleach Kit BL	679926
IPS Style Ceram Powder Opaquer 870, shades: BL1/BL2, BL3/BL4	1 x 18 g each
IPS Style Ceram Margin, shade: BL	1 x 20 g
IPS Style Ceram Dentin, shade: BL1, BL2, BL3, BL4	1 x 20 g each
IPS Style Ceram Deep Dentin, shades: BL1/BL2, BL3/BL4	1 x 20 g each
IPS Style Ceram Incisal, shade: BL	1 x 20 g
IPS Style Ceram Add-On: shade: BL	1 x 20 g
IPS Style Ceram One, shade: BL	1 x 20 g

IPS Style® Ceram Intensive Powder Opaquer / IPS Style® Ceram Intensive Paste Opaquer

– **IPS Style® Ceram Opaquer** materials are available in paste and powder form. These opaque ceramic materials have good masking properties for metal frameworks due to their high content of oxyapatite crystals.

Delivery forms

IPS Style® Ceram Paste Opaquer	1 x 5 g	
BL1/BL2		701564
BL3/BL4		701565
A1		701566
A2		701567
A3		701568
A3.5		701570
A4		701571
B1		701572
B2		701573
B3		701574
B4		701575
C1		701576
C2		701577
C3		701578
C4		701579
D2		701580
D3		701581
D4		701582
pink		701583

IPS Style® Ceram Intensive Paste Opaquer	1 x 5 g	
white		701584
violet		701585
brown		701586
incisal		701587



Delivery forms

IPS Style® Ceram Powder Opaquer 870	1 x 18 g	
BL1/BL2		673146
BL3/BL4		673147
A1		673148
A2		673149
A3		673150
A3.5		673151
A4		673152
B1		673153
B2		673154
B3		673155
B4		673156
C1		673157
C2		673158
C3		673159
C4		673160
D2		673161
D3		673162
D4		673163
pink		673164

IPS Style® Ceram Powder Opaquer 870	1 x 80 g	
BL1/BL2		673165
BL3/BL4		673166
A1		673167
A2		673168
A3		673169
A3.5		673170
A4		673171
B1		673172
B2		673173
B3		673174
B4		673175
C1		673176
C2		673177
C3		673178
C4		673179
D2		673180
D3		673181
D4		673182
pink		673183



IPS Style® Ceram Intensive Powder Opaquer 870	1 x 18 g	
White		673184
Violet		673185
Brown		673186
Incisal		673187

IPS Style® Ceram Margin

- **IPS Style® Ceram Margin materials** demonstrate a somewhat higher opacity and more fluorescence than the IPS Style Ceram Dentin materials and thus enable the design of ceramic shoulders.
- **IPS Style® Ceram Intensive Margin materials** are used for the individualized design of the ceramic shoulder. They can be mixed with the Margin materials or applied directly.



Delivery forms

IPS Style® Ceram Margin	1 x 20 g	
BL		673330
1		673232
2		673233
3		673234
4		673235
5		673236
6		673237
7		673238
IPS Style® Ceram Intensive Margin	1 x 20 g	
Yellow		673239
Orange-pink		673240
Orange		673241
Opaque		673242

IPS Style® Ceram Deep Dentin

The IPS Style® Ceram Deep Dentin materials are opaque, shaded dentin materials to be used in areas with limited layer thickness and at incisal ends of frameworks to mask photo-optical “tearing edges” and to achieve true-to-nature results.



Delivery forms

IPS Style® Ceram Deep Dentin	1 x 20 g	
BL1 / BL2		673335
BL3 / BL4		673336
A1		673243
A2		673244
A3		673245
A3.5		673246
A4		673247
B1		673248
B2		673249
B3		673250
B4		673251
C1		673252
C2		673253
C3		673254
C4		673255
D2		673256
D3		673257
D4		673258

IPS Style® Ceram Dentin

The shade and translucency of the IPS Style® Ceram Dentin materials have been adjusted to simulate natural dentin. They permit the correct reproduction of the selected dentin shade.



Delivery forms

IPS Style® Ceram Dentin	1 x 20 g
BL1	673331
BL2	673332
BL3	673333
BL4	673334
A1	673259
A2	673260
A3	673261
A3.5	673262
A4	673263
B1	673264
B2	673265
B3	673266
B4	673267
C1	673268
C2	673269
C3	673270
C4	673271
D2	673272
D3	673273
D4	673274

IPS Style® Ceram Dentin	1 x 100 g
BL1	673339
BL2	673340
BL3	673341
BL4	673342
A1	673275
A2	673276
A3	673277
A3.5	673278
A4	673279
B1	673280
B2	673281
B3	673282
B4	673283
C1	673284
C2	673285
C3	673286
C4	673287
D2	673288
D3	673289
D4	673290

IPS Style® Ceram Mamelon

The IPS Style® Ceram Mamelon materials are intensive, opaquer effect materials for the accentuation of the incisal third. Depending on the working habits of the user, the material is applied in thin stripes on reduced dentin.



Delivery forms

IPS Style® Ceram Mamelon	1 x 20 g
Light	673308
Yellow-orange	673309
Salmon	673310

IPS Style® Ceram Opal Effect

The IPS Style® Ceram Opal Effect materials are specially shaded incisal materials that permit the simulation of the dynamic photo-optical capabilities of natural teeth.



Delivery forms

IPS Style® Ceram Opal Effect	1 x 20 g
1	673314
2	673315
3	673316
4	673317
5	673318
Violet	673319

IPS Style® Ceram Transpa

The IPS Style® Ceram Transpa materials are available in different shade nuances. They are suitable to reproduce shaded, transparent areas, particularly in the incisal third.



Delivery forms

IPS Style® Ceram Transpa	1 x 20 g
Neutral	673302
Blue	673303
Brown-grey	673304
Orange-grey	673305
IPS Style® Ceram Transpa	1 x 100 g
Neutral	673307

IPS Style® Ceram Special Incisal

The IPS Style® Ceram Special Incisal materials may either be mixed with IPS Style Incisal materials to modify and intensify the shade or applied directly.



Delivery forms

IPS Style® Ceram Special Incisal	1 x 20 g
Yellow	673320
Grey	673321

IPS Style® Ceram Inter Incisal

The IPS Style® Ceram Inter Incisal material is used to increase the brightness value of the incisal third. It is applied directly on the dentin in an implied butterfly shape.



Delivery forms

IPS Style® Ceram Inter Incisal	1 x 20 g
White-blue	673322

IPS Style® Ceram Cervical Transpa

The IPS Style® Ceram Cervical Transpa materials reproduce the shades with a more intensive translucency and support the natural transition from the gingiva to the veneer.



Delivery forms

IPS Style® Ceram Cervical Transpa	1 x 20 g
Yellow	673323
Orange-pink	673324
Khaki	673325
Orange	673326

IPS Style® Ceram Incisal

The IPS Style® Ceram Incisal materials are modelled according to the natural incisal material. In combination with the Dentin materials, they help achieve the correct A–D shade.



Delivery forms

IPS Style® Ceram Incisal	1 x 20 g
BL	673337
I1	673291
I2	673292
I3	673293
I4	673294
I5	673295
IPS Style® Ceram Incisal	1 x 100 g
BL	673343
I1	673296
I2	673297
I3	673298
I4	673299
I5	673300

IPS Style® Ceram Incisal Edge

The IPS Style® Ceram Incisal Edge material is used to achieve what is known as the halo effect, which occurs in natural teeth by the refraction of light at the incisal edges.



Delivery forms

IPS Style® Ceram Incisal Edge	1 x 20 g	673313
-------------------------------	----------	--------

IPS Style® Ceram Occlusal Dentin

The IPS Style® Ceram Occlusal Dentin materials are used to apply individual characterizations particularly in the occlusal area. They can also be used in the cervical, palatal and lingual areas.



Delivery forms

IPS Style® Ceram Occlusal Dentin	1 x 20 g	
Orange		673311
Brown		673312

IPS Style® Ceram Gingiva

The IPS Style® Ceram Gingiva materials are specially shaded ceramic materials for the lifelike reconstruction of gingiva components. They are coordinated with the Gingiva Solutions shade concept from Ivoclar Vivadent and allow true-to-nature esthetics to be achieved due to the comprehensive selection of Gingiva and Intensive Gingiva shades.



Delivery forms

IPS Style® Ceram Gingiva	1 x 20 g	
1		673344
2		673345
3		673346
4		673347
5		673348
IPS Style® Ceram Intensive Gingiva	1 x 20 g	
1		673349
2		673350
3		673351
4		673352
5		673353
IPS Style® Ceram Basic Gingiva BG34	1 x 20 g	673354

IPS Style® Ceram One

The shade and translucency of the IPS Style® Ceram One single-layer ceramic materials are especially coordinated with the full-contour design in the single-layer technique. They permit quick and uncomplicated layering.



Delivery forms

IPS Style® Ceram One	1 x 20 g
BL	673355
1	673356
2	673357
3	673358
4	673359
5	673360
6	673361
7	673362
IPS Style® Ceram One	1 x 100 g
BL	673363
1	673364
2	673365
3	673366
4	673367
5	673368
6	673369
7	673370

IPS Style® Ceram Add-On

The IPS Style® Ceram Add-On materials are used for the adjustment of, e.g. contact points, pontic rests or the accuracy of fit of shoulders. Five add-on materials are available: IPS Style Ceram Add-On Margin, Dentin, Incisal and Bleach are used in conjunction with the Glaze firing and Add-On 690°C after the Glaze firing.



Delivery forms

IPS Style® Ceram Add-On	1 x 20 g
BL	673338
690 °C	673329
Incisal	674603
Dentin	673328
Margin	673327

IPS® Powder Opaquer Liquid



Delivery forms

IPS® Powder Opaquer Liquid	1 x 60 ml	673371
	1 x 250 ml	673372

IPS® Paste Opaquer Liquid



Delivery forms

IPS® Paste Opaquer Liquid	1 x 15 ml	701588
---------------------------	-----------	--------

IPS® Margin Build-Up Liquid

The IPS® Margin Build-Up Liquids are designed for the exclusive use with IPS Style® Ceram. They are available in two variants:

- allround: for producing a consistency that is suitable for conventional processing and drying
- carving: for a shorter processing time and faster drying



Delivery forms

IPS® Margin Build-Up Liquid	1 x 60 ml	
allround		673373
carving		673374

IPS® Build-Up Liquid

The IPS® Build-Up Liquids can be used with IPS e.max® Ceram and IPS Style® Ceram. They are available in two variants:

- allround: for producing a consistency that is suitable for conventional processing and drying
- soft: for a shorter processing time and faster drying

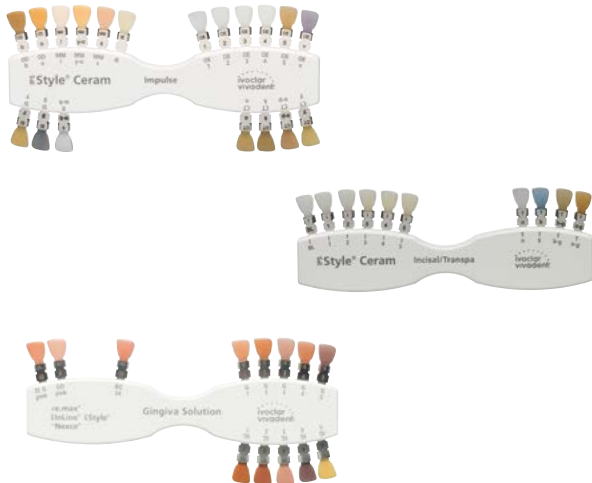


Delivery forms

IPS® Build-Up Liquid	1 x 60 ml	
allround		673375
soft		673376
IPS® Build-Up Liquid	1 x 250 ml	
allround		673377
soft		673378

IPS Style® Ceram Materials Shade Guides

The shade guides for IPS Style® Ceram are supporting tools for determining the shade. To prevent cross-contamination in the oral cavity, the individual tabs and the entire shade guide are autoclavable.



Delivery forms

IPS Style® Ceram Impulse shade guide	1x	674210
IPS Style® Ceram Incisal / Transpa shade guide	1x	674208
Gingiva Solution shade guide	1x	674209
IPS Style® Ceram Deep Dentin shade guide	1x	683136
IPS Style® Ceram Dentin shade guide	1x	683137
IPS Style® Ceram One shade guide	1x	697456

IPS Style® Ceram Packaging

Dental technicians have different needs and habits. Due to this reason, the white IPS Style® Materials Box as well as the different foam inserts are available as customizable refills.



Delivery forms

IPS Style® Materials Box medium white (80 mm)	1x	679949
IPS Style® Ceram Insert (for 26 IPS Style Refills)	1x	678967
IPS Style® Ceram Insert (all sizes mixed incl. Liquids)	1x	678968
IPS Style® Ceram Insert (17 IPS Style Refills, 6 IPS Ivoclar Essences)	1x	678969

IPS Style® Alloys

Coordinated components right down the line!

IPS Style® has been coordinated with a multitude of Ivoclar Vivadent alloys. You are free to choose from gold and white alloys.

A wide selection of alloys is available ranging from high gold to predominantly base metal alloys – depending on the indication and requirements of the patients.

Delivery forms

For detailed information about our range of alloys, please contact your distributor or Ivoclar Vivadent directly.

The range of alloys may vary from country to country.



Alloy	Shade	CTE 25–500 °C
High-gold alloys		
Brite Gold®	rich yellow	14.8
Brite Gold® XH	rich yellow	14.5
Golden Ceramic®	rich yellow	14.5
Aquarius Hard	yellow	14.5
d.SIGN® 98	rich yellow	14.3
BioPorta G	rich yellow	14.5
Aquarius XH	yellow	14.1
Porta® Reflex	rich yellow	14.3
Porta® P6	white	14.0
Porta® Geo Ti	rich yellow	14.1
Sagittarius	white	14.0
d.SIGN® 96	yellow	14.2
Reduced gold alloys		
d.SIGN® 91	white	14.1
Porta® SMK 82	white	13.9
W	white	14.2
W-5	white	14.0
Lodestar®	white	14.1
Leo	white	13.9
Evolution® Lite	white	14.2
Euro 45	white	14.1

Alloy	Shade	CTE 25–500 °C
Palladium-based alloys		
Simidur® S2	white	14.2
Spartan® Plus	white	14.1
Spartan®	white	14.2
Capricorn	white	13.9
d.SIGN® 84	white	13.8
Protocol®	white	13.8
Callisto® 75 Pd	white	13.9
Duo Pal 6	white	14.1
Aries	white	14.4
d.SIGN® 67	white	13.9
d.SIGN® 59	white	14.5
Simidur® S1S	white	14.8
d.SIGN® 53	white	14.8
W-1	white	15.0
Capricorn 15	white	14.3
Callisto® CPG	white	14.2
Implant alloys		
Callisto® Implant 78	white	13.9
Euro 33 Implant	white	14.3
Callisto® Implant 60	white	14.5
Base metal alloys		
Colado® NC	white	14.0
4all®	white	13.9
d.SIGN® 30	white	14.5
Colado® CC	white	14.2
Base metal CAD/CAM alloys		
Colado® CAD CoCr4	white	14.4

The range of available alloys may vary from country to country.



IPS d.SIGN®

The fluorapatite leucite glass-ceramic material is distinguished for its lifelike appearance. Fluorapatite is also a component of natural teeth and supports the light optical properties, such as translucency, brightness, and light scattering of the completed restoration.

Advantages:

- Supports the light optical properties
- Opaquer pastes with outstanding masking capabilities

The universal stains and glaze assortment IPS Ivocolor® is used to individually stain and characterize restorations.

Delivery forms

IPS d.SIGN® Opaquer A–D	1 x 3 g	
A1		558198
A2		558199
A3		558200
A3.5		558201
A4		558202
B1		558203
B2		558204
B3		558205
B4		558206
C1		558207
C2		558208
C3		558209
C4		558210
D2		558211
D3		558212
D4		558213
IPS d.SIGN® Intensiv Opaquer	1 x 3 g	
White		556480
Violet		556481
Brown		556482
Incisal		556483

Delivery forms

IPS d.SIGN® Dentin A–D	1 x 20 g		IPS d.SIGN® Incisal	1 x 20 g	
A1		558215	1		556527
A2		558216	2		556528
A3		558217	3		556529
A3.5		558218	IPS d.SIGN® Incisal	1 x 100 g	
A4		558219	1		556531
B1		558220	2		556532
B2		558221	3		556533
B3		558222	IPS d.SIGN® Transpa Incisal	1 x 20 g	
B4		558223	TS-1		558249
C1		558224	TS-2		558250
C2		558225	TS-3		558251
C3		558226	IPS d.SIGN® Transpa Incisal	1 x 100 g	
C4		558227	TS-1		558253
D2		558228	TS-2		558254
D3		558229	TS-3		558255
D4		558230	IPS d.SIGN® Transpa Incisal	1 x 250 g	
IPS d.SIGN® Dentin A–D	1 x 100 g		TS-1		563524
A1		558232	TS-2		563525
A2		558233	TS-3		563526
A3		558234	IPS d.SIGN® Add-On	1 x 20 g	556642
A3.5		558235			
A4		558236			
B1		558237			
B2		558238			
B3		558239			
B4		558240			
C1		558241			
C2		558242			
C3		558243			
C4		558244			
D2		558245			
D3		558246			
D4		558247			
IPS d.SIGN® Dentin A–D	1 x 250 g				
A1		563507			
A2		563508			
A3		563509			
A3.5		563510			
A4		563511			
B1		563512			
B2		563513			
B3		563514			
B4		563515			
C1		563516			
C2		563517			
C3		563518			
C4		563519			
D2		563520			
D3		563521			
D4		563522			
IPS d.SIGN® Cervical Dentin D2 / D3	1 x 20 g	558684			
	1 x 100 g	558685			
	1 x 250 g	563523			

IPS d.SIGN® Deep Dentin

With the IPS d.SIGN® Deep Dentin materials, restorations that demonstrate true-to-nature shade effects can be achieved even with limited layer thicknesses. Particularly if space is limited, IPS d.SIGN Deep Dentin materials can be used to intensify the chroma.



Advantages

- No shade change compared to the basic dentin shade
- Enhanced opacity and shade intensity

Delivery forms

IPS d.SIGN® Deep Dentin A–D	1 x 20 g	
A1		560512
A2		558258
A3		558259
A3.5		558260
A4		560513
B1		560514
B2		558262
B3		558263
B4		560515
C1		560516
C2		560517
C3		558264
C4		560518
D2 / D3		558261
D4		560519

IPS d.SIGN® Margin

The IPS d.SIGN® Margin materials permit the design of ceramic shoulders. They are available in Chromascop® and A–D shades. Additionally, there are 4 Intensive Margin materials to achieve special effects. The Margin Add-On material is used for subsequent adjustments of the shoulder area and the corresponding accuracy of fit.



Advantages:

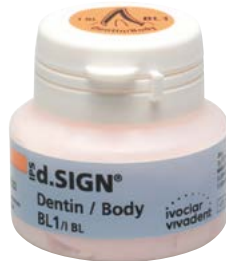
- High fracture resistance and edge strength
- Excellent firing stability

Delivery forms

IPS d.SIGN® Margin A–D	1 x 20 g	
A1		560530
A2		558268
A3		558269
A3.5		558270
A4		560531
B1		560532
B2		558272
B3		558273
B4		560533
C1		560534
C2		560535
C3		558274
C4		560536
D2 / D3		558271
D4		560537
IPS d.SIGN® Intensive Margin	1 x 20 g	
Yellow		556562
Orange		556563
Orange-pink		556564
Add-on		556565
Opaque		556566

IPS d.SIGN® Bleach BL

The accurately coordinated shades meet the highest demands related to contemporary “white esthetics”.



Delivery forms

IPS d.SIGN® Opaquer Bleach BL	1 x 3 g	
BL1/BL2		602924
BL3/BL4		602925
IPS d.SIGN® Dentin Bleach BL	1 x 20 g	
BL1		602953
BL2		602954
BL3		602955
BL4		602956
IPS d.SIGN® Incisal Bleach BL	1 x 20 g	602957
IPS d.SIGN® Margin Bleach BL	1 x 20 g	
BL1		602947
BL4		602948
IPS d.SIGN® Deep Dentin Bleach BL	1 x 20 g	
BL1		602950
BL4		602951
IPS d.SIGN® Add-On Bleach BL	1 x 20 g	602958

IPS d.SIGN® Impulse 1

The 15 ready-mixed Impulse materials facilitate the application of true-to-nature effects.



Advantages:

- Opalescent materials with durable opal effect, even after several firings
- Excellent contouring properties

Delivery forms

IPS d.SIGN® Occlusal Dentin	1 x 20 g	
Orange		556587
Brown		556588
IPS d.SIGN® Mamelon	1 x 20 g	
Light		556575
Yellow-orange		556576
Salmon		556577
IPS d.SIGN® Effect	1 x 20 g	
1		556594
2		556595
3		556596
4		556597
5		574564
Violet		556598
IPS d.SIGN® Transpa	1 x 20 g	
Blue		556583
Brown-grey		556584
Orange-grey		556585
Neutral		556586
Neutral	1 x 100 g	563527
Neutral	1 x 250 g	563528
IPS d.SIGN® Incisal Edge	1 x 20 g	556589

IPS d.SIGN® Impulse 2

The 14 ready-mixed Impulse materials are based on the inspiration and philosophies of renowned experts, such as Enrico Steger, Donald F. Cornell, and Dr Robert R Winter.



Advantages:

- Excellent contouring properties
- Stability of shade even after several firings

Delivery forms

IPS d.SIGN® Brilliant Dentin	1 x 20 g	
Yellow		556570
Orange		556571
White		556572
IPS d.SIGN® Palatinal Dentin	1 x 20 g	
Yellow		556573
Red		556574
IPS d.SIGN® Insert	1 x 20 g	
Orange		556578
Grey		556579
IPS d.SIGN® Special Incisal	1 x 20 g	
Yellow		556581
Grey		556582
IPS d.SIGN® Inter Incisal	1 x 20 g	
White-blue		556580
IPS d.SIGN® Cervical Incisal	1 x 20 g	
Yellow		556590
Orange-pink		556591
Khaki		556592
Orange		556593

IPS d.SIGN® Gingiva

These five lifelike Gingiva materials are used in combination with the four Gingiva Modifiers depending on the individual clinical situation. The shade gradations range from orange and reddish to bluish.



Advantages:

- Lifelike gingival shades
- Comprehensive possibilities for true-to-nature reproductions

Delivery forms

IPS d.SIGN® Gingiva Opaquer	1 x 3 g	556623
IPS d.SIGN® Gingiva	1 x 20 g	
1		556615
2		556616
3		556617
4		556618
5		556802
IPS d.SIGN® Gingiva Modifier	1 x 20 g	
M1		556619
M2		556620
M3		556621
M4		556622

IPS d.SIGN® Opaquer Liquid

This liquid is used to slightly dilute dried opaquer. It must not be used for mixing opaquers in paste form.



Delivery forms

IPS d.SIGN® Opaquer Liquid	1 x 15 ml	556645
----------------------------	-----------	--------

IPS d.SIGN® Margin Build-Up Liquid

Used to mix the IPS d.SIGN® Margin materials



Delivery forms

IPS d.SIGN® Margin Build-Up Liquid	1 x 60 ml	556648
------------------------------------	-----------	--------

IPS d.SIGN® Build-Up Liquid Medium

This liquid is excellently suitable for mixing IPS d.SIGN® materials for most layering techniques and restorations. The IPS d.SIGN Build-Up Liquid Medium is particularly suitable for technicians who prefer a longer working time and enhanced stability of IPS d.SIGN. In this way, IPS d.SIGN may be processed in smaller portions, without the constant need of moistening. Given the longer working time than with the Build-Up Liquid Light, a longer closing time (pre-drying time) is required for the firing procedure.

Delivery forms

IPS d.SIGN® Build-Up Liquid Medium	1 x 60 ml	556644
	1 x 250 ml	558985



IPS d.SIGN® Build-Up Liquid *Light*

This liquid is excellently suitable for mixing IPS d.SIGN® materials used for smaller restorations or for smaller portions in conjunction with the 2nd dentin and incisal firing (corrective firing). The Build-Up Liquid Light is suitable for technicians who prefer drier working procedures, i.e. without the constant need to suction off moisture, since the liquid evaporates more quickly. In this way, IPS d.SIGN can be conveniently applied with an instrument.



Delivery forms

IPS d.SIGN® Build-Up Liquid Light

1 x 60 ml	564045
1 x 250 ml	564043

IPS d.SIGN® Build-Up Liquid *Premium*

This liquid is excellently suitable for mixing IPS d.SIGN® material used for larger restorations, for which longer plasticity and smooth consistency is desired. The Build-Up Liquid Premium is suitable for technicians who prefer a long working time and moist material coupled with high stability. In this way, IPS d.SIGN can be processed without constant moistening. Since the material stays moist for a prolonged period of time, however, controlled suction is required, together with a longer closing time (pre-drying time) for the firing procedure.



Delivery forms

IPS d.SIGN® Build-Up Liquid Premium

1 x 60 ml	564046
1 x 250 ml	564044

IPS d.SIGN® Build-Up Liquid Optimum 1

Excellently suitable for mixing IPS d.SIGN®, with its outstanding firing behaviour and lowest possible shrinkage. The materials are easily suctioned off and condensed and are particularly suitable for the manual reduction of materials with the help of instruments.



Delivery forms

IPS d.SIGN® Build-Up Liquid Optimum 1

	1 x 60 ml	575541
	1 x 250 ml	575542

IPS d.SIGN® Build-Up Liquid Optimum 2

Excellently suitable for mixing IPS d.SIGN®, with its properties that support the build-up, as well as the optimized firing properties with low shrinkage. This liquid is particularly suitable for targeted material application without continuous suction.



Delivery forms

IPS d.SIGN® Build-Up Liquid Optimum 2

	1 x 60 ml	575543
	1 x 250 ml	575545

IPS® Model Sealer

The IPS® Model Sealer is used to seal the plaster model. The Model Sealer closes the pores of the plaster and prevents the moisture in the ceramic material from being absorbed by the plaster.



Delivery forms

IPS® Model Sealer	1 x 50 ml	593401
-------------------	-----------	--------

IPS® Margin Sealer

The IPS® Margin Sealer is used to seal the plaster die when fabricating a ceramic shoulder.



Delivery forms

IPS® Margin Sealer	1 x 20 ml	593402
--------------------	-----------	--------

IPS® Ceramic Separating Liquid

This Separating Liquid is used on areas that have been sealed with either the IPS® Model Sealer or the IPS® Margin Sealer. Use of this liquid will ensure a clean separation between the ceramic material and the plaster model and/or die.



Delivery forms

IPS® Ceramic Separating Liquid	1 x 15 ml	593403
--------------------------------	-----------	--------

IPS d.SIGN® Material Box

The attractive, empty IPS d.SIGN® materials cabinet provides ample space for different materials. It is the ideal storage place for the various additional assortments.



Advantage:

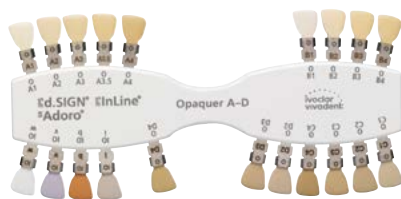
- Can be individually filled

Delivery forms

IPS d.SIGN® Material Box	1x	557684
--------------------------	----	--------

IPS d.SIGN® Material Shade Guides

The shade tabs are fired from original IPS d.SIGN® materials under laboratory-type conditions. In this way, they correspond to the desired result.



Delivery forms

IPS d.SIGN® Material Shade Guide	1x each	
Opaquer		605191
Dentin		556652
Impulse 1		556656
Impulse 2		556657
Bleach BL		602984
Opaquer A–D		605190
Dentin A–D		558278
Margin A–D		605204
Gingiva Solution		674209

d.SIGN® – An attractive alloy selection

Seven precious metal alloys and one base metal alloy constitute the d.SIGN® alloy group. It ranges from high gold and gold-reduced alloys to base metal alloys. All the alloys comply with the international requirements according to ISO and are the first choice for use in combination with the IPS d.SIGN ceramic.



Delivery forms

For detailed information about our complete range of alloys, please contact your distributor or Ivoclar Vivadent directly. Please take also note of our detailed catalog about dental alloys.

The range of alloys may vary from country to country.

d.SIGN® 98

d.SIGN® 98 is a high gold, palladium-free ceramic alloy. The mechanical properties allow for a wide range of indications and the golden yellow colour enhances the natural shade reproduction in the veneer.

Indications*

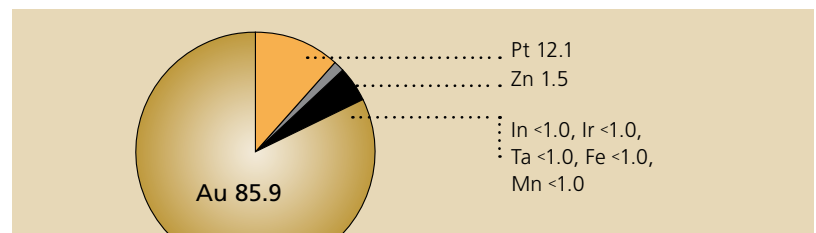
- Telescope crowns, conus crowns
- Bridges
- Wide-span bridges
- Cast posts / cores, bars, attachments
- Implant-supported superstructures
- Partial dentures

Advantages

- Pd-free
- Golden yellow colour
- Light oxide
- Compatibility with conventional metal-ceramic materials (e.g. IPS Style®)
- Certified biocompatibility

* See TYPE CLASSIFICATION DUE TO PHYSICAL PROPERTIES

Composition %



Technical Data

ISO:	22674:2016	
ADA Class:	High Noble	
Type / Color:	4 / rich yellow	
Density (g/cm ³):	18.9	
Melting Range (Solidus/Liquidus):	1055–1150 °C	
Elastic Modulus (GPa):	110	
	Porcelain Fired	Hardened
Vickers Hardness:	220	235
Tensile Strength (MPa):	585	675
0.2% Proof Stress (MPa):	510	570
Elongation (%):	6	5

d.SIGN® 96

d.SIGN® 96 is a high gold ceramic alloy. The mechanical properties and high heat resistance make the product suitable for a wide range of indications.

Indications*

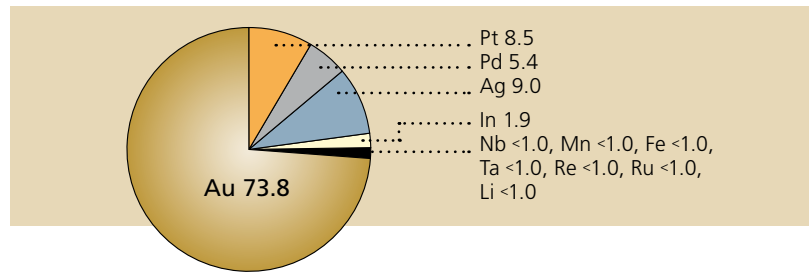
- Onlays, ¾ crowns, crowns
- Telescope crowns, conus crowns
- Bridges
- Wide-span bridges
- Cast posts / cores, bars, attachments
- Partial dentures

Advantages

- Golden yellow colour
- Lighter oxide
- Higher heat resistance
- Compatibility with conventional metal-ceramics (e.g. IPS Style®)
- Certified biocompatibility

* See TYPE CLASSIFICATION DUE TO PHYSICAL PROPERTIES

Composition %



Technical Data

ISO:	22674:2016	
ADA Class:	High Noble	
Type / Color:	4 / yellow	
Density (g/cm³):	16.7	
Melting Range (Solidus/Liquidus):	1050–1160 °C	
Elastic Modulus (GPa):	125	
	Porcelain Fired	Hardened
Vickers Hardness:	225	215
Tensile Strength (MPa):	600	625
0.2% Proof Stress (MPa):	450	485
Elongation (%):	10	12

d.SIGN® 91

d.SIGN® 91 is an extra hard, reduced-gold ceramic alloy. It is suitable for use with conventional metal-ceramic materials. Due to the material's favourable mechanical properties, the alloy can be used for a wide range of indications.

Indications*

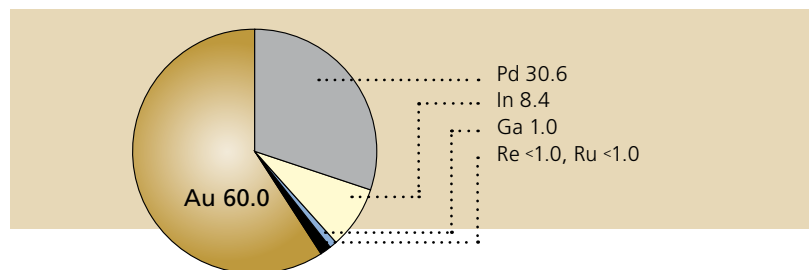
- Onlays, ¾ crowns, crowns
- Telescope crowns, conus crowns
- Bridges
- Wide-span bridges
- Cast posts / cores, bars, attachments
- Implant-supported superstructures
- Partial dentures

Advantages

- Ag-free
- Extra hard
- Excellent casting and flow properties
- Compatibility with conventional metal-ceramic materials (e.g. IPS Style®)
- Certified biocompatibility

* See TYPE CLASSIFICATION DUE TO PHYSICAL PROPERTIES

Composition %



Technical Data

ISO:	22674:2016	
ADA Class:	High Noble	
Type / Color:	5 / white	
Density (g/cm³):	14.3	
Melting Range (Solidus/Liquidus):	1125–1265 °C	
Elastic Modulus (GPa):	152	
	Porcelain Fired	Hardened
Vickers Hardness:	250	280
Tensile Strength (MPa):	720	760
0.2% Proof Stress (MPa):	530	575
Elongation (%):	12	14

d.SIGN® 84

d.SIGN® 84 is a palladium-based ceramic alloy. Its excellent melting and flow properties together with good polishing properties ensure straightforward processing.

Indications*

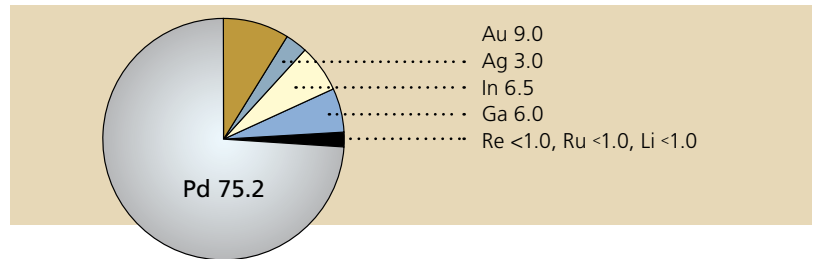
- Inlays
- Onlays, $\frac{3}{4}$ crowns, crowns
- Telescope crowns, conus crowns
- Bridges
- Wide-span bridges
- Cast posts / cores, bars, attachments
- Implant-supported superstructures
- Partial dentures

Advantages

- Excellent heat resistance
- Excellent melting and flow properties
- Easy processing and polishing
- Compatibility with conventional metal-ceramic materials (e.g. IPS Style®)
- Certified biocompatibility

* See TYPE CLASSIFICATION DUE TO PHYSICAL PROPERTIES

Composition %



Technical Data

ISO:	22674:2016	
ADA Class:	Noble	
Type / Color:	4 / white	
Density (g/cm ³):	11.3	
Melting Range (Solidus/Liquidus):	1140–1335 °C	
Elastic Modulus (GPa):	145	
	Porcelain Fired	Hardened
Vickers Hardness:	270	285
Tensile Strength (MPa):	825	835
0.2% Proof Stress (MPa):	495	495
Elongation (%):	25	25

d.SIGN® 53

d.SIGN® 53 is a palladium-based ceramic alloy. Its low density together with excellent flow properties enable easy and economical processing.

Indications*

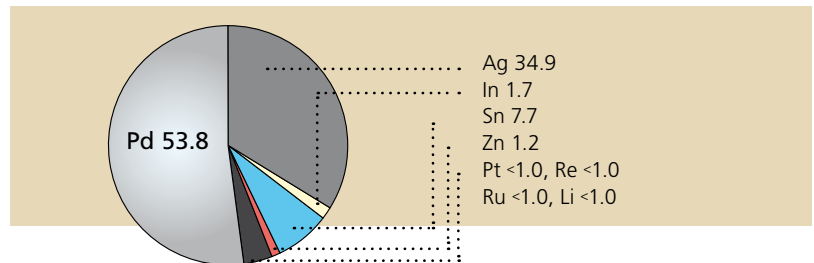
- Onlays, $\frac{3}{4}$ crowns, crowns
- Telescope crowns, conus crowns
- Bridges
- Wide-span bridges
- Cast posts / cores, bars, attachments
- Implant-supported superstructures
- Partial dentures

Advantages

- Economical due to low density
- Excellent melting and flow properties
- Light oxide
- Compatibility with conventional metal-ceramic materials (e.g. IPS Style®)
- Certified biocompatibility

* See TYPE CLASSIFICATION DUE TO PHYSICAL PROPERTIES

Composition %



Technical Data

ISO:	22674:2016	
ADA Class:	Noble	
Type / Color:	4 / white	
Density (g/cm ³):	10.8	
Melting Range (Solidus/Liquidus):	1180–1270 °C	
Elastic Modulus (GPa):	132	
	Porcelain Fired	Hardened
Vickers Hardness:	250	290
Tensile Strength (MPa):	730	770
0.2% Proof Stress (MPa):	545	600
Elongation (%):	10	10

d.SIGN® 59

d.SIGN® 59 is a palladium-based ceramic alloy. Its low density together with its excellent heat resistance enables easy and economical processing and polishing.

Indications*

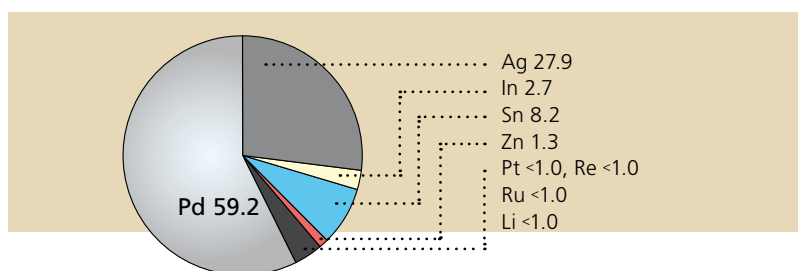
- Onlays, ¾ crowns, crowns
- Telescope crowns, conus crowns
- Bridges
- Wide-span bridges
- Cast posts / cores, bars, attachments
- Implant-supported superstructures
- Partial dentures

Advantages

- Excellent heat resistance
- Economical due to low density
- Light oxide
- Excellent processing and polishing properties
- Compatibility with conventional metal-ceramic materials (e.g. IPS Style®)
- Certified biocompatibility

* See TYPE CLASSIFICATION DUE TO PHYSICAL PROPERTIES

Composition %



Technical Data

ISO:	22674:2016	
ADA Class:	Noble	
Type / Color:	4 / white	
Density (g/cm³):	10.9	
Melting Range (Solidus/Liquidus):	1190–1290 °C	
Elastic Modulus (GPa):	134	
	Porcelain Fired	Hardened
Vickers Hardness:	230	265
Tensile Strength (MPa):	740	780
0.2% Proof Stress (MPa):	490	640
Elongation (%):	10	5

d.SIGN® 67

d.SIGN® 67 is a palladium-based ceramic alloy. Its excellent heat resistance and excellent melting and flow properties enable easy processing and polishing.

Indications*

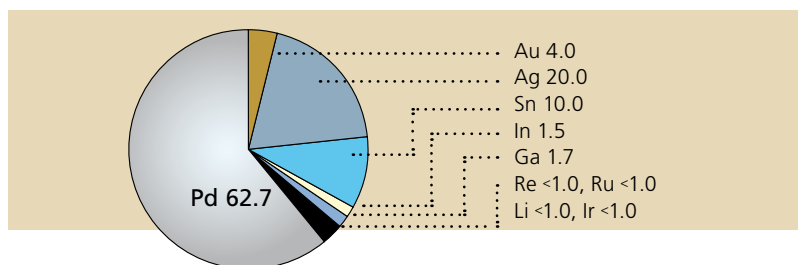
- Onlays, ¾ crowns, crowns
- Telescope crowns, conus crowns
- Bridges
- Wide-span bridges
- Cast posts / cores, bars, attachments
- Implant-supported superstructures
- Partial dentures

Advantages

- Good melting and flow properties
- Easy processing and polishing
- Wide range of indications
- Compatibility with conventional metal-ceramic materials (e.g. IPS Style®)
- Certified biocompatibility

* See TYPE CLASSIFICATION DUE TO PHYSICAL PROPERTIES

Composition %



Technical Data

ISO:	22674:2016	
ADA Class:	Noble	
Type / Color:	4 / white	
Density (g/cm³):	10.8	
Melting Range (Solidus/Liquidus):	1150–1270 °C	
Elastic Modulus (GPa):	135	
	Porcelain Fired	Hardened
Vickers Hardness:	245	290
Tensile Strength (MPa):	785	840
0.2% Proof Stress (MPa):	545	595
Elongation (%):	12	10

d.SIGN® 30

d.SIGN® 30 is a cobalt-chromium ceramic alloy. Its excellent melting and flow properties enable easy divesting and allow accurately fitting restorations to be made.

Indications*

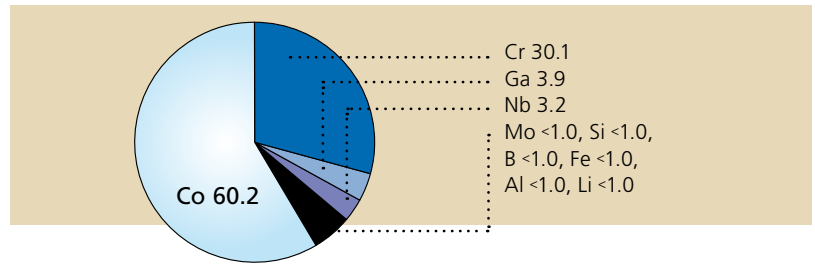
- Telescope crowns, conus crowns
- Bridges
- Wide-span bridges
- Cast posts / cores, bars, attachments
- Implant-supported superstructures
- Partial dentures

Advantages

- Excellent melting and flow properties
- Easy to divest
- Lighter oxide
- Compatibility with conventional metal-ceramic materials (e.g. IPS Style®) and laboratory composites (e.g. SR Nexco®)
- Certified biocompatibility

* See TYPE CLASSIFICATION DUE TO PHYSICAL PROPERTIES

Composition %



Technical Data

ISO:	22674:2016
ADA Class:	Base Metal
Type / Color:	5 / white
Density (g/cm ³):	7.8
Melting Range (Solidus/Liquidus):	1145–1180 °C
Elastic Modulus (GPa):	234
	Porcelain Fired
Vickers Hardness:	385
Tensile Strength (MPa):	660
0.2% Proof Stress (MPa):	510
Elongation (%):	5

IPS InLine® One

One-layer Metal-Ceramic

IPS InLine®

Conventional Metal-Ceramic

IPS InLine® PoM

Press-on-Metal Ceramic

Optimize your working procedures and simultaneously increase the productivity and economic efficiency in your laboratory. With the **IPS InLine** metal-ceramic system, you will have the flexibility required for today's everyday laboratory work – from simple layering to highly esthetic veneers. After the application of the opaquer, you can choose the product and the corresponding processing procedure according to your personal preferences and the clinical situation:

IPS InLine One


The **new, modern one-layer metal-ceramic IPS InLine One** – suitable for alloys with a CTE in the range of $13.8\text{--}15.0 \times 10^{-6} \text{ K}^{-1}$ (25–500 °C) – offers quick and efficient layering options. Esthetic results are achieved with little effort.

IPS InLine

The **conventional IPS InLine metal-ceramic** for alloys in the CTE range of $13.8\text{--}15.0 \times 10^{-6} \text{ K}^{-1}$ (25–500°C) is characterized by easy processing and ideal shade and firing stability.

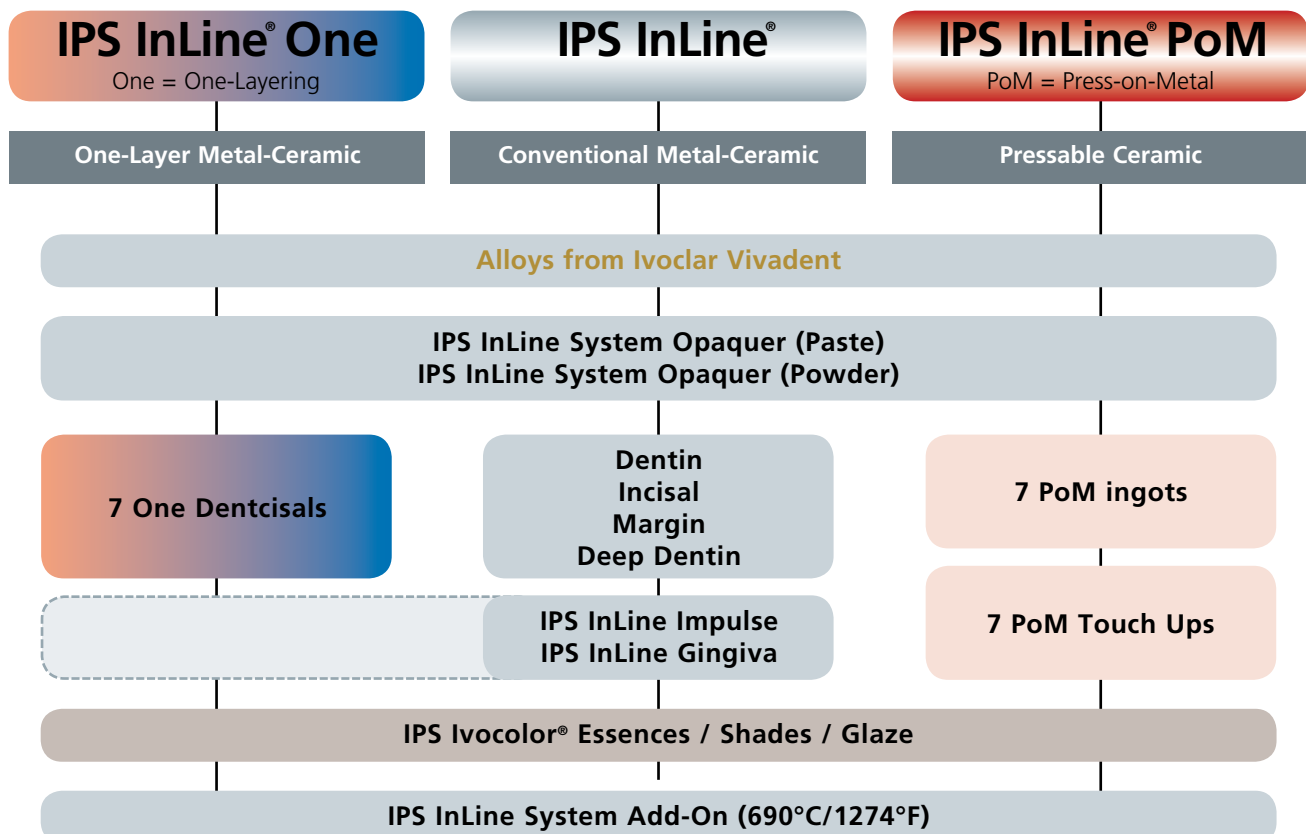
IPS InLine PoM

The **IPS InLine PoM Press-on-Metal ceramic** for alloys in the CTE range of $13.8\text{--}14.5 \times 10^{-6} \text{ K}^{-1}$ (25–500°C) delivers accurately pressed on metal frameworks. It is based on the proven press technique, popular alloys, and well-established equipment.



The universal stains and glaze assortment IPS Ivocolor® is used to individually stain and characterize the restorations.

IPS InLine®



IPS InLine® One Intro Kit

The IPS InLine One Intro Kit A–D allows users to familiarize themselves with the one-layer material IPS InLine One. The material combines dentin and incisal properties. The framework is conditioned with the matching IPS InLine System Opaquer before the materials are applied. The universal stains and glaze assortment IPS Ivocolor® is used to individually stain, characterize and glaze the restorations. The IPS InLine One Intro Kits are available in shades A2 and A3.

IPS InLine One Intro Kit A–D A2



Delivery forms

IPS InLine® One Intro Kit A–D A2		695618
IPS InLine System Opaquer, shade: A2	1 x 3 g	
IPS InLine One Dentcisal, shade: 2	1 x 20 g	
IPS Ivocolor Shade Dentin, shade: SD2	1 x 3 g	
IPS Ivocolor Essence, shades: white, sunset	1 x 1.8 g each	
IPS Ivocolor Glaze Paste	1 x 3 g	
IPS Ivocolor Mix Liquid allround	1 x 15 g	
IPS InLine System Opaquer Liquid	1 x 15 g	
IPS InLine System Build-Up Liquid P	1 x 15 g	

IPS InLine One Intro Kit A–D A3



Delivery forms

IPS InLine® One Intro Kit A–D A3		695620
IPS InLine System Opaquer, shade: A3	1 x 3 g	
IPS InLine One Dentcisal, shade: 3	1 x 20 g	
IPS Ivocolor Shade Dentin, shade: SD2	1 x 3 g	
IPS Ivocolor Essence, shades: white, sunset	1 x 1.8 g each	
IPS Ivocolor Glaze Paste	1 x 3 g	
IPS Ivocolor Mix Liquid allround	1 x 15 g	
IPS InLine System Opaquer Liquid	1 x 15 g	
IPS InLine System Build-Up Liquid P	1 x 15 g	

IPS InLine® Starter Kit A–D



Delivery forms

IPS InLine® Starter Kit A–D	686767
IPS InLine System Opaquer, shades: A1, A2, A3, A3.5	1 x 3 g each
IPS InLine Deep Dentin, shades: A1, A2, A3, A3.5	1 x 20 g each
IPS InLine Dentin, shades: A1, A2, A3, A3.5	1 x 20 g each
IPS InLine Transpa Incisal, shades: 1, 2	1 x 20 g each
IPS InLine Mamelon, shade: light	1 x 5 g
IPS InLine Occlusal Dentin, shade: orange	1 x 5 g
IPS InLine Opal Effect, shade: 1	1 x 5 g
IPS InLine One Dentcisal, shades: 1, 2, 3, 4	1 x 20 g each
IPS InLine Add-On	1 x 20 g
IPS Ivocolor Shade Dentin, shades: SD1, SD2	1 x 3 g each
IPS Ivocolor Shade Incisal, shade: SI1	1 x 3 g
IPS Ivocolor Essence, shade: white, sunset, maho, sapphire	1 x 1.8 g each
IPS Ivocolor Glaze Paste	1 x 9 g
IPS Ivocolor Mix Liquid allround	1 x 15 ml
IPS InLine System Opaquer Liquid	1 x 15 ml
IPS InLine System Build-Up Liquid P	1 x 60 ml
IPS InLine Impulse/Incisal shade guide	1x

IPS InLine® Intro Kit A–D A2



Delivery forms

IPS InLine® Intro Kit A–D A2	686768
IPS InLine System Opaquer, shade: A2	1 x 3 g
IPS InLine Deep Dentin, shade: A2	1 x 20 g
IPS InLine Dentin, shade: A2	1 x 20 g
IPS InLine Transpa Incisal, shade: 1	1 x 20 g
IPS InLine One Dentcisal, shade: 2	1 x 20 g
IPS InLine Transpa, shade: clear	1 x 5 g
IPS InLine Mamelon, shade: light	1 x 5 g
IPS InLine Occlusal Dentin, shade: orange	1 x 5 g
IPS InLine Opal Effect, shade: 1	1 x 5 g
IPS Ivocolor Shade Dentin, shade: SD2	1 x 3 g
IPS Ivocolor Essence, shades: white, sunset	1 x 1.8 g each
IPS Ivocolor Glaze Paste	1 x 3 g
IPS Ivocolor Mix Liquid allround	1 x 15 ml
IPS InLine System Build-Up Liquid P	1 x 60 ml
IPS InLine System Opaquer Liquid	1 x 15 ml

IPS InLine® Intro Kit A–D A3

The IPS InLine Intro Kit A–D in shade A3 allows users to familiarize themselves with the manufacture of a restoration using the IPS InLine metal-ceramic materials. The kit contains all the materials needed for fabricating an A3 restoration, including an opaquer, Effect materials, IPS Ivocolor® stains and the IPS Ivocolor glaze.



Delivery forms

IPS InLine® Intro Kit A–D A3	686766
IPS InLine System Opaquer, shade: A3	1 x 3 g
IPS InLine Deep Dentin, shade: A3	1 x 20 g
IPS InLine Dentin, shade: A3	1 x 20 g
IPS InLine Transpa Incisal, shade: 2	1 x 20 g
IPS InLine One Dentsisal, shade: 3	1 x 20 g
IPS InLine Transpa, shade: clear	1 x 5 g
IPS InLine Mamelon, shade: light	1 x 5 g
IPS InLine Occlusal Dentin, shade: orange	1 x 5 g
IPS InLine Opal Effect, shade: 1	1 x 5 g
IPS Ivocolor Shade Dentin, shade: SD2	1 x 3 g
IPS Ivocolor Essence, shades: white, sunset	1.8 g each
IPS Ivocolor Glaze Paste	1 x 3g
IPS Ivocolor Mix Liquid allround	1 x 15ml
IPS InLine System Build-Up Liquid P	1 x 60ml
IPS InLine System Opaquer Liquid	1 x 15ml

IPS InLine® One Dentsisal



Delivery forms

IPS InLine® One Dentsisal	1 x 20 g
BL	631850
1	631851
2	631852
3	631853
4	631854
5	631855
6	631856
IPS InLine® One Dentsisal	1 x 100 g
BL	631857
1	631858
2	631859
3	631860
4	631861
5	631862
6	631863

Delivery forms

IPS InLine® System Opaquer A–D		1 x 3 g
A1		593160
A2		593161
A3		593162
A3.5		593163
A4		593164
B1		593165
B2		593166
B3		593167
B4		593168
C1		593169
C2		593170
C3		593171
C4		593172
D2		593173
D3		593174
D4		593175
IPS InLine® System Opaquer A–D		1 x 9 g
A1		593177
A2		593178
A3		593179
A3.5		593180
A4		593181
B1		593182
B2		593183
B3		593184
B4		593185
C1		593186
C2		593187
C3		593188
C4		593189
D2		593190
D3		593191
D4		593192
IPS InLine® System Intensive Opaquer		1 x 3 g
White		593325
Violet		593326
Brown		593327
Incisal		593328
IPS InLine® System Intensive Opaquer		1 x 9 g
White		593330
Violet		593331
Brown		593332
Incisal		593333
IPS InLine® System Opaquer Bleach BL		1 x 3 g
BL1/BL2		602930
BL3/BL4		602931
IPS InLine® System Opaquer Bleach BL		1 x 9 g
BL1/BL2		602933
BL3/BL4		602934
IPS InLine® System Opaquer F		1 x 1 g
		593323



Delivery forms

IPS InLine® System Powder Opaquer A–D	1 x 18 g	
BL1/BL2		649127
BL3/BL4		649128
A1		649171
A2		649172
A3		649173
A3.5		649174
A4		649175
B1		649176
B2		649177
B3		649178
B4		649179
C1		649180
C2		649181
C3		649182
C4		649183
D2		649184
D3		649185
D4		649186
IPS InLine® System Powder Opaquer A–D	1 x 80 g	
A1		649187
A2		649188
A3		649189
A3.5		649191
A4		649192
B1		649193
B2		649194
B3		649195
B4		649196
C1		649197
C2		649198
C3		649199
C4		649200
D2		649201
D3		649202
D4		649203
IPS InLine® Gingiva Powder Opaquer	1 x 18 g	
Pink		649204
IPS InLine® System Intensive Powder Opaquer	1 x 18 g	
White		649205
Violet		649206
Brown		649207
Incisal		649208



Delivery forms

IPS InLine® Dentin A–D	1 x 20 g	
A1		593226
A2		593227
A3		593228
A3.5		593229
A4		593230
B1		593231
B2		593232
B3		593233
B4		593234
C1		593235
C2		593236
C3		593237
C4		593238
D2		593239
D3		593240
D4		593241
IPS InLine® Dentin A–D	1 x 100 g	
A1		593244
A2		593245
A3		593246
A3.5		593247
A4		593248
B1		593249
B2		593250
B3		593251
B4		593252
C1		593253
C2		593254
C3		593255
C4		593256
D2		593257
D3		593258
D4		593259
IPS InLine® Cervical Dentin		
D2/D3	1 x 20 g	593242
D2/D3	1 x 100 g	593260
IPS InLine® Incisal	1 x 20 g	
I1		593146
I2		593147
I3		593148
IPS InLine® Incisal	1 x 100 g	
I1		593150
I2		593151
I3		593152
IPS InLine® Transpa Incisal	1 x 20 g	
TI1		593262
TI2		593263
TI3		593264
IPS InLine® Transpa Incisal	1 x 100 g	
TI1		593266
TI2		593267
TI3		593268
IPS InLine® Add-On	1 x 20 g	593343
IPS InLine® Add-On Margin	1 x 20 g	593344



IPS InLine® Bleach Kit BL

The accurately coordinated shades meet the highest demands related to contemporary “white esthetics”.



Delivery forms

IPS InLine® Bleach Kit BL		602167
IPS InLine System Opaquer, shades: BL1/BL2, BL3/BL4	1 x 3 g each	
IPS InLine Dentin, shades: BL1, BL2, BL3, BL4	1 x 20 g each	
IPS InLine Incisal, shade: BL	1 x 20 g	
IPS InLine Deep Dentin, shades: BL1, BL4	1 x 20 g each	
IPS InLine Margin, shades: BL1, BL4	1 x 20 g each	
IPS InLine Add-On, shade: BL	1 x 20 g	
IPS InLine BL Material Shade Guide	1x	
Shade Guide Bleach BL	1x	
IPS InLine® System Opaquer Bleach BL	1 x 3 g	
BL1/BL2		602930
BL3/BL4		602931
IPS InLine® System Opaquer Bleach BL	1 x 9 g	
BL1/BL2		602933
BL3/BL4		602934
IPS InLine® Dentin Bleach BL	1 x 20 g	
BL1		602972
BL2		602973
BL3		602974
BL4		602975
IPS InLine® Dentin Bleach BL	1 x 100 g	
BL1		602977
BL2		602978
BL3		602979
BL4		602980
IPS InLine® Deep Dentin Bleach BL	1 x 20 g	
BL1		602969
BL4		602970
IPS InLine® Margin Bleach BL	1 x 20 g	
BL1		602966
BL4		602967
IPS InLine® Incisal Bleach BL	1 x 20 g	602981
	1 x 100 g	602982
IPS InLine® Add-On Bleach BL	1 x 20 g	602983

IPS InLine® Impulse Kit

The IPS InLine® Impulse Kit features 16 different materials for individual characterizations. They facilitate the application of true-to-nature effects, e.g. in the occlusal, incisal or cervical area.

The IPS InLine Impulse materials can be used for both Chromascop® and A–D shades.



Delivery forms

IPS InLine® Impulse Kit	601222
IPS InLine Occlusal Dentin, shades: orange, brown	1 x 20 g each
IPS InLine Cervical Incisal, shades: orange, yellow	1 x 20 g each
IPS InLine Mamelon, shades: light, yellow-orange, salmon	1 x 20 g each
IPS InLine Opal Effect, shades: 1, 2, 3, 4, 5, violet	1 x 20 g each
IPS InLine Transpa, shades: blue, brown-grey, neutral	1 x 20 g each
IPS InLine Impulse Material Shade Guide	1x

IPS InLine® Occlusal Dentin 1 x 20 g

Orange	593271
Brown	593272

IPS InLine® Mamelon 1 x 20 g

Light	593273
Yellow-orange	600096
Salmon	600097

IPS InLine® Opal Effect 1 x 20 g

1	593275
2	593276
3	593277
4	593278
5	593279
Violet	593280

IPS InLine® Cervical Incisal 1 x 20 g

Orange	593281
Yellow	600098

IPS InLine® Transpa 1 x 20 g

Clear	593283
Blue	593284
Brown-grey	600100
Neutral	600099

IPS InLine® Transpa 1 x 100 g

Clear	593285
Neutral	600101

IPS InLine® Gingiva Kit

These special IPS InLine® Gingiva materials are used in combination with the Intensive Gingiva materials depending on the individual situation of the patient. The shade gradations range from orange to reddish to bluish.

The IPS InLine Gingiva materials are suitable for Chromascop® as well as A–D shades.



Delivery forms

IPS InLine® Gingiva Kit	593286
IPS InLine Gingiva Opaquer, shade: pink	1 x 3 g
IPS InLine Gingiva, shades: 1, 2, 3, 4, 5	1 x 20 g each
IPS InLine Intensive Gingiva, shades: 1, 2, 3, 4	1 x 20 g each
IPS InLine Gingiva Material Shade Guide	1x

IPS InLine® Gingiva Opaquer 1 x 3 g

Pink	593287
------	--------

IPS InLine® Gingiva 1 x 20 g

1	593289
2	593290
3	593291
4	593292
5	593293

IPS InLine® Intensive Gingiva 1 x 20 g

1	593295
2	593296
3	593297
4	593298

IPS InLine® PoM Ingots

With only seven shades, all Chromascop®, A–D and the new BL Bleach shades can be easily reproduced. Consequently, it is possible to press over different patient cases in one press cycle. Thanks to two ingot sizes, there isn't unnecessary material waste. The final tooth shade is achieved by individual characterization with the IPS InLine® Shade/Stains and Glaze materials.



Delivery forms

IPS InLine® PoM Ingots S	1 x 5
BL	602394
1	602395
2	602396
3	602397
4	602398
5	602399
6	602400

IPS InLine® PoM Touch Up

The seven IPS InLine® Touch Up materials, which are especially coordinated with the ingot shades, are ideal for final shape and shade adjustments.




Delivery forms

IPS InLine® PoM Touch Up	1 x 20 g
BL	602401
1	602402
2	602403
3	602404
4	602405
5	602406
6	602407

IPS® Investment Ring System

The IPS® Investment Ring System is composed of a ring gauge and a ring base and is used to sprue the contoured restorations. The 100-g and 200-g investment rings are used in combination with the materials IPS e.max® Press, IPS e.max ZirPress and IPS InLine® PoM; the 300-g investment ring is used with the materials IPS e.max ZirPress and IPS InLine PoM.



Delivery forms

IPS® Investment Ring System

Investment base		
Investment gauge		
100 g	3 x 1	597060
200 g	3 x 1	597061
300 g	1 x 1	614490

IPS® Silicone Ring

IPS® Silicone Rings are used both for the IPS Investment Ring System and the IPS Empress Investment Ring System.



Delivery forms

IPS® Silicone Ring	1 x each	
100 g		590113AN
200 g		590114AN
300 g		614492

IPS® Alox Plunger

The IPS® Alox Plunger is used to press the softened ingot into the hollow space in the investment ring. The Alox Plunger is compatible with the 100-g and the 200-g investment rings as well as the IPS Multi 200-g investment system. Both ends of the plunger are rounded and can therefore be used for pressing. The plunger is reusable.



Delivery forms

IPS® Alox Plunger	2x	597062
-------------------	----	--------

IPS® Alox Plunger Separator

The IPS® Alox Plunger Separator prevents the ingot from sticking to the Alox plunger during pressing and cooling in the investment ring by forming a separation layer. A very small amount of separator is sufficient.



Delivery forms

IPS® Alox Plunger Separator	1 x 200 mg	597063
-----------------------------	------------	--------

IPS® Ingot Tongs

The IPS® Ingot Tongs are used to simultaneously place several press ingots in the 300-g investment ring.



Delivery forms

IPS® Ingot Tongs	1x	614498
------------------	----	--------

IPS InLine® System Opaquer F

Fluorescence continues to be a much discussed topic. As nature does not provide a uniform standard for fluorescence, and we want to ensure a consistent quality for our materials, the fluorescence of the underlying material can be increased as desired with the IPS InLine® System Opaquer F.



Delivery forms

IPS InLine® System Opaquer F	1 x 1 g	593323
------------------------------	---------	--------

IPS InLine® System Add-On 690°C/1274°F

This low-fusing Add-On material has been especially developed for IPS InLine® PoM. The material is used for subsequent corrections and adjustments of shape on already fired IPS InLine or IPS InLine PoM restorations.



Delivery forms

IPS InLine® System Add-On 690°C / 1274°F	1 x 20 g	602386
--	----------	--------

IPS InLine® System Opaquer Liquid

This liquid is used to slightly dilute dried opaquer materials. It must not be used for diluting the paste opaquer.



Delivery forms

IPS InLine® System Opaquer Liquid	1 x 15 ml	593345
-----------------------------------	-----------	--------

IPS InLine® System Powder Opaquer Liquid



Delivery forms

IPS InLine® System Powder Opaquer Liquid	1 x 60 ml	649209
	1 x 250 ml	649210

IPS InLine® Margin Build-Up Liquid

This liquid is used to mix the IPS InLine® Margin materials.



Delivery forms

IPS® InLine Margin Build-Up Liquid	1 x 60 ml	593346
------------------------------------	-----------	--------

IPS InLine® System Build-Up Liquid L

The liquid is suitable to mix IPS InLine® ceramic materials for smaller restorations or for smaller portions. The Build-Up Liquid L is particularly suitable for dental technicians who prefer a drier working consistency – i.e. without continuous suction – since the liquid evaporates much quicker. In this way, IPS InLine can be easily manipulated with an instrument.



Delivery forms

IPS InLine® System Build-Up Liquid L	1 x 60 ml	593348
	1 x 250 ml	593351

IPS InLine® System Build-Up Liquid P

The liquid is suitable for mixing IPS InLine® ceramic materials that will be used for fabricating larger restorations where a longer working time and smooth consistency is desired. The Build-Up Liquid P is suitable for technicians who prefer a long working time and moist material coupled with high stability.

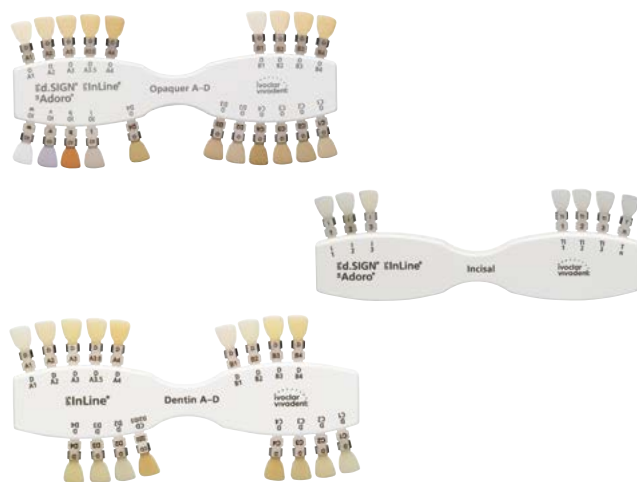


Delivery forms

IPS InLine® System Build-Up Liquid P	1 x 60 ml	593349
	1 x 250 ml	593352

IPS InLine® Material Shade Guides

The shade tabs are fired from original IPS InLine® materials under laboratory-type conditions. In this way, they correspond to the desired result.




Delivery forms

IPS InLine® Material Shade Guide	1 x each	
Bleach BL		602984
Incisal		609611
Impulse		593367
Gingiva		674209
IPS InLine® PoM Material Shade Guide	1x	602408

IPS InLine® System Material Box, Insert

The attractive, bare material box is available in 2 sizes and offers space for different materials. The most important advantage of this assortment box is that the individual kits can be conveniently joined together.



Delivery forms

IPS InLine® System Material Box, Insert

IPS InLine System Material Box (80 mm)	1x	595319
Wheels	4x	594811
IPS InLine Basic Kit Insert (for 25 Refills, jars 20 g)	1x	591980
IPS InLine Basic Kit Insert (for 8 Refills, Liquids)	1x	591982
IPS InLine Margin Kit Insert (for 18 Refills, 15 jars 20 g, 3 Liquids)	1x	591983
IPS InLine Deep Dentin Kit Insert (for 20 Refills, jars 20 g)	1x	594448

IPS® Model Sealer

The IPS® Model Sealer is used to seal the plaster model. The IPS Model Sealer closes the pores of the plaster and prevents the moisture in the ceramic material from being absorbed by the plaster.



Delivery forms

IPS® Model Sealer	1 x 50 ml	593401
-------------------	-----------	--------

IPS® Margin Sealer

The IPS® Margin Sealer Liquid is used to seal the plaster die when fabricating a ceramic shoulder.



Delivery forms

IPS® Margin Sealer	1 x 20 ml	593402
--------------------	-----------	--------

IPS® Ceramic Separating Liquid

This Ceramic Separating Liquid is used on areas that have been sealed with either the IPS® Model Sealer or the IPS® Margin Sealer Liquid. Use of this liquid will ensure a clean separation between the ceramic material and the plaster model and/or die.



Delivery forms

IPS® Ceramic Separating Liquid	1 x 15 ml	593403
--------------------------------	-----------	--------

IPS InLine® Alloys

Coordinated components right down the line!

IPS InLine® has been coordinated with a multitude of Ivoclar Vivadent alloys. You are free to choose from gold and white alloys.

A wide selection of alloys is available ranging from high gold to predominantly base metal alloys – depending on the indication and requirements of the patients.

Delivery forms

For detailed information about our range of alloys, please contact your distributor or Ivoclar Vivadent directly.

The range of alloys may vary from country to country.



	IPS InLine One / IPS InLine	IPS InLine Pom 100 g / 200 g	IPS InLine Pom 300 g	Au	Pt	Pd	Ag
High gold							
Brite Gold®	✓	–	–	96.3	2.6	–	–
Brite Gold® XH	✓	–	–	88.9	9.0	–	–
Golden Ceramic®	✓	–	–	86.9	8.0	2.5	<1.0
Aquarius Hard	✓	✓	✓	86.1	8.5	2.6	–
d.SIGN® 98	✓	✓	–	85.9	12.1	–	–
Bio Porta G	✓	✓	–	85.5	11.5	–	–
Aquarius XH	✓	✓	✓	82.8	9.0	5.0	–
Porta® Reflex	✓	✓	✓	81.2	16.0	–	–
Porta® P6	✓	✓	✓	78.0	9.8	8.0	–
Porta® Geo Ti	✓	✓	–	77.4	18.0	–	2.0
Sagittarius	✓	✓	✓	75.0	2.0	16.8	2.0
d.SIGN® 96	✓	✓	–	73.8	8.5	5.4	9.0
Reduced gold							
d.SIGN® 91	✓	✓	✓	60.0	–	30.6	–
Porta® SMK 82	✓	✓	✓	57.5	1.5	31.4	–
W	✓	–	–	54.0	–	26.4	15.5
W-5	✓	–	–	52.2	<1.0	26.0	17.1
Lodestar®	✓	✓	✓	51.5	–	38.5	–
Leo	✓	✓	✓	45.0	–	41.0	6.0
Evolution® Lite	✓	–	–	40.3	–	39.3	9.2
Euro 45	✓	–	–	40.0	–	39.4	10.0

	IPS InLine One / IPS InLine	IPS InLine Pom 100 g / 200 g	IPS InLine Pom 300 g	Au	Pt	Pd	Ag
Palladium content							
Simidur® S2	✓	✓	–	2.0	–	79.0	–
Spartan® Plus	✓	–	–	2.0	–	78.8	–
Spartan®	✓	–	–	2.0	–	78.7	–
Capricorn	✓	✓	✓	6.0	–	78.1	3.0
d.SIGN® 84	✓	✓	✓	9.0	–	75.2	3.0
Protocol®	✓	✓	✓	6.0	–	75.2	6.5
Callisto® 75 Pd	✓	✓	✓	2.5	–	75.2	7.1
Aries	✓	–	–	–	–	63.7	26.0
Duo Pal 6	✓	✓	✓	6.0	–	75.0	8.4
d.SIGN® 67	✓	–	–	4.0	–	62.7	20.0
d.SIGN® 59	✓	–	–	–	<1.0	59.2	27.9
Simidur S1 S	✓	–	–	–	–	56.0	32.0
d.SIGN® 53	✓	–	–	–	<1.0	53.8	34.9
W-1	✓	–	–	–	–	53.3	37.7
Capricorn 15	✓	–	–	15.0	–	51.9	23.0
Callisto® CPG	✓	✓	✓	<1.0	–	24.6	–
Implant alloys							
Callisto® Implant 78	✓	✓	✓	78.6	9.7	7.9	–
Euro 33 Implant	✓	–	–	28.0	–	43.9	19.5
Callisto® Implant 60	✓	–	–	2.0	<1.0	60.0	25.2
Base metal alloys							
Colado® NC	✓	✓	✓	65.6	–	20.1	1.3
4all®	✓	✓	✓	61.4	–	25.7	11.0
d.SIGN® 30	✓	✓	✓	–	60.2	30.1	<1.0
Colado® CC	✓	✓	✓	–	59.0	25.5	5.5
CAD/CAM alloy							
Colado® CAD CoCr4	✓	✓	✓	–	63.0	29.0	6.0

rich yellow yellow white

Please refer to the respective Instructions for Use for the proper indication.
The range of available alloys may vary from country to country.

IPS Classic® / IPS Classic® V

IPS Classic® is a well-proven metal-ceramic system for exceptional individuality and creativity. Given the balanced distribution of grain sizes, the ceramic exhibits excellent modelling properties and high stability, even after several firings. IPS Classic is available in Chromascop® and V shades.



IPS® Classic Starter Kit

The IPS Classic Starter Kit contains an opaquer, dentin and incisal materials including a glazing paste. It provides all the materials needed to fabricate your first IPS Classic restoration. The kit is designed to create an A3 restoration.



Delivery forms

IPS® Classic Starter Kit	599041
IPS Classic V Opaquer, shade: A3	1 x 3 g
IPS Classic V Dentin, shade: A3	1 x 20 g
IPS Classic V Incisal, shade: 2	1 x 20 g
IPS Classic Glaze Paste	1 x 3 g
IPS Classic Glazing/Staining Liquid	1 x 15 ml
IPS Classic Build-Up Liquid, shade: L	1 x 60 ml

IPS® Classic Intro Kit

The IPS® Classic Intro Kit provides dental technicians with an introduction to the most popular shades: The opaquer and the dentin, and incisal materials are contained in the kit in A2, A3, A3.5 and B2. The kit furthermore contains IPS Classic Build-Up Liquid for mixing the materials as well as a glazing paste and the matching glazing and staining liquid.



Delivery forms

IPS® Classic Intro Kit	599042
IPS Classic V Opaquer, shades: A2, A3, A3.5, B2	4 x 3 g each
IPS Classic V Dentin, shades: A2, A3, A3.5, B2	4 x 20 g each
IPS Classic V Incisal, shade: 2	1 x 20 g
IPS Classic Glaze Paste	1 x 3 g
IPS Classic Glazing/Staining Liquid	1 x 15 ml
IPS Classic Build-Up Liquid, shade: L	1 x 60 ml

IPS Classic® V Opaquer

Opaquer pastes with an ideal consistency and excellent stability that ensure an outstanding masking capability even in thin layers. The opaquer pastes are distinguished for their easy and economic processing.



Delivery forms

IPS Classic® V Opaquer Paste	1 x 3 g
A1	531666
A2	531667
A3	531668
A3.5	531669
A4	531670
B1	531672
B2	531673
B3	531674
B4	531675
C1	531677
C2	531678
C3	531679
C4	531680
D2	531681
D3	531682
D4	531683

IPS Classic® / IPS Classic® V Intensive Opaquer

Specially shaded intensive opaquer pastes for individualized characterizations in the opaquer area.



Delivery forms

IPS Classic® Intensive Opaquer Paste	1 x 3 g
White	532020
Orange	532021
Brown	532022
Violet	532023
Grey	532024

IPS Classic® V Intensive Opaquer Paste	1 x 3 g
A	531665
B	531671
C	531676
Violet	531684
White	531685

IPS® Gingiva Opaquer

This material is used to mask metal frameworks or implant super-structures before IPS® Gingiva materials are applied.



Delivery forms

IPS® Gingiva Opaquer Paste	1 x 3 g
Pink	546676

IPS® Lowpaque V

IPS® Lowpaque has been especially developed for use with bio-alloys, most of which demonstrate a low melting point. Given the thermal stability, these bio-alloys require a low-fusing opaquer. It goes without saying, however, that IPS Lowpaque is also suitable for other ceramic alloys, in addition to bio-alloys.



Advantages

- Excellent masking capability
- Outstanding handling properties
- Compatibility with all IPS Classic® and IPS Classic V metal-ceramic materials
- Low firing temperature of 920°C / 1688°F

Delivery forms

IPS® Lowpaque V	1 x 3 g
A1	549076
A2	549077
A3	549078
A3.5	549079
A4	549080
B1	549081
B2	549082
B3	549083
B4	549084
C1	549085
C2	549086
C3	549087
C4	549088
D2	549089
D3	549090
D4	549091

IPS® Lowpaque Intensive

Specially shaded intensive opaquer pastes for individualized characterizations in the opaquer area.



Delivery forms

IPS® Lowpaque Intensive	1 x 3 g	
IO white		549071
IO orange		549072
IO braun		549073
IO violet		549074
IO grey		549075

IPS® Lowpaque V Intensive	1 x 3 g	
IO A		549092
IO B		549093
IO C		549094
IO violet		549095
IO white		549096

IPS® Lowpaque Gingiva

This material is used to mask metal frameworks or implant superstructures before IPS® Gingiva materials are applied.



Delivery forms

IPS® Lowpaque Gingiva Opaquer	1 x 3 g	549101
-------------------------------	---------	--------

IPS Classic® V Powder Opaquer



Delivery forms

IPS Classic® V Powder Opaquer	1 x 15 g	
A1		649211
A2		649212
A3		649213
A3.5		649214
A4		649215
B1		649216
B2		649217
B3		649218
B4		649219
C1		649220
C2		649221
C3		649222
C4		649223
D2		649224
D3		649225
D4		649226
IPS Classic® V Powder Opaquer	1 x 80 g	
A1		649227
A2		649228
A3		649229
A3.5		649230
A4		649231
B1		649232
B2		649233
B3		649234
B4		649235
C1		649236
C2		649237
C3		649238
C4		649239
D2		649240
D3		649241
D4		649242
IPS Classic® V Intensive Powder Opaquer	1 x 15 g	
A		649243
B		649243
C		649244
Violet		649245
White		649246
IPS Gingiva Powder Opaquer	1 x 15 g	
Pink		649248

IPS® Margin V

The IPS® Margin shoulder materials are distinguished for their stability of shape and low shrinkage. They permit the fabrication of esthetic crown margins that demonstrate optimum accuracy of fit.



Advantage:

- High edge strength

Delivery forms

IPS® Margin V	1 x 20 g	
A1		531705
A2		531706
A3		531707
A3.5		531708
A4		531709
B1		531711
B2		531712
B3		531713
B4		531714
C1		531715
C2		531716
C3		531717
C4		531718
D2		531719
D3		531720
D4		531721

IPS® Margin Intensive

The IPS® Margin Intensive materials are used to apply special effects in the cervical area depending on the individual clinical situation.



Delivery forms

IPS® Intensiv Margin	1 x 15 g	
10		529460
11		529461
12		529462
13		529463
14		529464
IPS® Intensiv Margin V	1 x 20 g	
Brown		531710
Yellow		531722
Orange		531723

IPS® Opaque Dentin V

The 19 IPS® Opaque Dentin ceramic materials provide optimum results and utmost esthetics when space is limited.



Advantages

- Enhanced opacity and shade intensity
- Excellent masking capability

Delivery forms

IPS® Opaquer Brush G3	1x	531743
IPS® Opaque Dentin V	1 x 20 g	
A1		531724
A2		531725
A3		531726
A3.5		531727
A4		531728
B1		531730
B2		531731
B3		531732
B4		531733
C1		531734
C2		531735
C3		531736
C4		531737
D2		531738
D3		531739
D4		531740
IPS® Opaque Dentin V	1 x 100 g	
A1		532101
A2		532102
A3		532103
A3.5		532104
A4		532105
B1		532107
B2		532108
B3		532109
B4		532110
C1		532111
C2		532112
C3		532113
C4		532114
D2		532115
D3		532116
D4		532117
Characterization Stains	1 x 20 g	
Brown		531729
Yellow		531741
Orange		531742

IPS Classic® V Dentin

These dentin materials owe their vitality and shade brilliance to the coordinated distribution of grain sizes.



Delivery forms

IPS Classic® V Dentin	1 x 20 g	
A1		531648
A2		531775
A3		531649
A3.5		531650
A4		531651
B1		531652
B2		531653
B3		531654
B4		531655
C1		531656
C2		531657
C3		531658
C4		531659
D2		531660
D3		531661
D4		531662
IPS Classic® V Dentin	1 x 100 g	
A1		531753
A2		531754
A3		531755
A3.5		531756
A4		531757
B1		531758
B2		531759
B3		531760
B4		531761
C1		531762
C2		531763
C3		531764
C4		531765
D2		531766
D3		531767
D4		531768

IPS Classic® V Incisal

These incisal materials owe their vitality and shade brilliance to the coordinated distribution of grain sizes and the opalescent effect.



Delivery forms

IPS Classic® V Incisal	1 x 20 g	
1		531686
2		531687
3		531688
4		531689
IPS Classic® V Incisal	1 x 100 g	
1		531769
2		531770
3		531771
4		531772

IPS Classic® Opal Incisal

The opal incisal materials owe their vitality and shade brilliance to the coordinated distribution of grain sizes.



Delivery forms

IPS Classic® Opal Incisal	1 x 20 g	
1		531580
2		531581
3		531582
4		531583
5		531584
IPS Classic® Opal Incisal	1 x 100 g	
1		531585
2		531586
3		531587
4		531588
5		531589

IPS Classic® / IPS Classic® V Transparent

Four transparent materials (T1–T4) to achieve various effects for the reproduction of a true-to-nature incisal area.



Delivery forms

IPS Classic® Transparent	1 x 20 g	
1		529274
2		529275
3		529276
4		529277
IPS Classic® V Transparent	1 x 20 g	
Clear		531647
Neutral		531664
IPS Classic® V Transparent	1 x 100 g	
Clear		531773
Neutral		531774

IPS® Impulse

These ready-mixed individual ceramic materials facilitate the application of true-to-nature effects.



Advantages:

- Opalescent materials
- Excellent modelling properties

Delivery forms

IPS® Impulse Mamelon	1 x 20 g	
1		531692
2		531693
3		531694
4		531695
Orange		531696
IPS® Impulse Incisal Edge	1 x 20 g	
Yellow		531690
Light-yellow		531691
IPS® Impulse Incisal	1 x 20 g	
Yellow-grey		531701
Grey		531702
IPS® Impulse Transparent	1 x 20 g	
Blue		531703
Yellow-grey		531704
Grey		531786
IPS® Impulse Occlusal Dentin	1 x 20 g	
Brown		531698
Yellow		531699
Orange		531700
IPS® Impulse Molar Incisal	1 x 20 g	531697

IPS® Effect

These ready-mixed individual ceramic materials enable the quick and easy reproduction of opalescent effects in the incisal area.



Advantages:

- Lasting opalescent effect, even after several firing cycles
- Excellent modelling properties

Delivery forms

IPS® Effect	1 x 20 g	
1 super opal		545017
2 opal		545018
3 whitish-opal		545019
4 white opal		545020
5 red-brown opal		545021

IPS® Gingiva

IPS® Gingiva is particularly suitable for esthetic solutions that require true-to-nature reproduction of the gingival area.



Advantages:

- True-to-nature gingival shades
- Compatibility with IPS Classic V

Delivery forms

IPS® Gingiva	1 x 20 g	
1		546667
2		546668
3		546669
4		546670
5		546671

IPS® Gingiva Modifier

These materials can be used to meet the requirements of each individual clinical situation.



Delivery forms

IPS® Gingiva Modifier	1 x 10 g	
1		546672
2		546673
3		546674
4		546675

IPS® Shade V

The ready-mixed IPS® Shade dentin stains in paste form permit subsequent modification of shades on the fired ceramic restoration. Additionally, they can be mixed with the ceramic materials for individual characterization.



Advantages:

- Easy, time-saving handling
- High resistance to temperature changes and oral conditions

Delivery forms

IPS® Shade V	1 x 3 g
A1	531777
A2 / A3 / A3.5	531778
A4	531779
B1	531780
B2 / B3 / B4	531781
C1 / C2	531782
C3 / C4	531783
D2 / D3	531784
D4	531785

IPS® Stains-P

These stains in paste form permit easy, individualized characterization of the restorations. The stains may be either directly applied on the ceramic surface or mixed with the ceramic materials. The countless possibilities of mixing the shades ensure virtually unlimited creativity.



Advantages:

- High resistance to temperature changes and oral conditions
- Broad temperature range

Delivery forms

IPS® Stains-P	1 x 3 g
White	531590
Bamboo-beige	531591
Caramel-brown	531592
Copper-brown	531593
Kork-brown	531594
Mahogany	531595
Azure	531596
Black	531597
Orange	531598
Basic yellow	531599
Basic red	531600
Basic blue	531601

IPS Classic® Correction Powder

Low-fusing add-on material for IPS Classic® and IPS Classic V metal-ceramics. Particularly suitable for small corrections and shape adjustments of fired restorations.



Advantages:

- Low firing temperature of 690°C / 1274°F
- Mixing with IPS Shade or IPS Stains-P possible
- High resistance to acid and oral conditions

Delivery forms

IPS Classic® Correction Powder	1 x 20 g	541671
--------------------------------	----------	--------

IPS Classic® Glaze Paste

Easy-to-use glazing material in paste form for a true-to-nature gloss on ceramic restorations.



Delivery forms

IPS Classic® Glaze Paste	1 x 3 g	531602
--------------------------	---------	--------

IPS Classic® Powder Opaquers Liquid



Delivery forms

IPS Classic® Powder Opaquers Liquid	1 x 60 ml	666173
	1 x 250 ml	666174

IPS Classic® Glaze and Stain Liquid

Liquid to adjust the consistency of the IPS Classic® glaze paste



Delivery forms

IPS Classic® Glaze and Stain Liquid	1 x 15 ml	529413
-------------------------------------	-----------	--------

IPS® Margin Build-Up Liquid

This special build-up liquid for the ceramic shoulder materials facilitates the build-up and permits easy removal of the contoured crown from the plaster model.



Delivery forms

IPS® Margin Build-Up Liquid	1 x 60 ml	529465
-----------------------------	-----------	--------

IPS Classic® Build-Up Liquid L (Long-term)

Build-Up Liquid "L" has been developed for technicians who require a longer working time, as well as for markets in warmer regions. The liquid contains an additive that raises the boiling point and ensures slower evaporation of the liquid. This results in a prolonged working time while the excellent build-up properties remain unchanged.



Delivery forms

IPS Classic® Build-Up Liquid L	1 x 60 ml	529398
	1 x 250 ml	529402

IPS Classic® Build-Up Liquid N (Standard)

This build-up liquid is particularly suitable for technicians who apply the ceramic materials in small portions using a brush. Build-Up Liquid "N" provides outstanding stability and demonstrates optimum build-up properties. This material is used by technicians who prefer moist conditions, i.e. no excessive suction. Moreover, Build-Up Liquid "N" is suitable for everyday use and for most of the layering techniques.



Delivery forms

IPS Classic® Build-Up Liquid N	1 x 60 ml	529397
	1 x 250 ml	529401

IPS Classic® Build-Up Liquid S (Spatula Technique)

This liquid is particularly suitable for technicians who frequently use a suction device, condense the materials and subsequently reduce the build-up using an instrument. The build-up liquid is easily sucked off the contoured crown. In this way, a relatively solid mass is achieved that can be individually shaped using an instrument.



Delivery forms

IPS Classic® Build-Up Liquid S	1 x 60 ml	529399
	1 x 250 ml	529403

IPS® Model Sealer

The IPS® Model Sealer is used to seal the plaster model. The IPS Model Sealer closes the pores of the plaster and prevents the moisture in the ceramic material from being absorbed by the plaster.



Delivery forms

IPS® Model Sealer	1 x 50 ml	593401
-------------------	-----------	--------

IPS® Margin Sealer

The IPS® Margin Sealer Liquid is used to seal the plaster die when fabricating a ceramic shoulder.



Delivery forms

IPS® Margin Sealer	1 x 20 ml	593402
--------------------	-----------	--------

IPS® Ceramic Separating Liquid

This Ceramic Separating Liquid is used on areas that have been sealed with either the IPS® Model Sealer or the IPS Margin Sealer Liquid. Use of this liquid will ensure a clean separation between the ceramic material and the plaster model and/or die.



Delivery forms

IPS® Ceramic Separating Liquid	1 x 15 ml	593403
--------------------------------	-----------	--------

IPS e.max®

one System for every Indication

All ceramic,
all you need.

IPS e.max is an innovative all-ceramic system which covers the entire all-ceramic indication range – from thin veneers to 14-unit bridges.

IPS e.max comprises highly esthetic high-strength materials for the press and the CAD/CAM technologies and allows for efficient and economical workflows.

For the field of **press technology** there is the **IPS e.max Press**, a highly esthetic **lithium disilicate glass-ceramic** and **IPS e.max ZirPress a fluor apatite glass-ceramic ingot** for the quick and efficient press-on technique on zirconium oxide.

For **CAD/CAM technology**, depending on the case requirements, either the **IPS e.max CAD**, an innovative **lithium disilicate block**, or the high-strength **zirconium oxide IPS e.max ZirCAD** can be used.

The **nano-fluorapatite layering ceramic IPS e.max Ceram**, which is used to characterize and/or veneer all IPS e.max components – glass or oxide ceramics – completes the IPS e.max System.

IPS e.max® Press/CAD

IPS e.max® ZirCAD

Lithium disilicate

Zirconium oxide

Veneer

Inlay/Onlay

Crown

Three-unit bridge

Multi-unit bridge

IPS e.max® (LS₂)

IPS e.max® (ZrO₂)

IPS e.max® Ceram / IPS Ivocolor®

IPS e.max® Press Basic Kit A–D

The IPS e.max® Press Basic Kit consists of an ingot range that includes all levels of translucency for the fabrication of frameworks and full-contour restorations and contains all the required accessories. The Basic Kit is supplied in the material box and can be individually supplemented with other IPS e.max kits.



Delivery forms

IPS e.max® Press Basic Kit A-D	626300
IPS e.max Press Ingots HO, shade: HO 1	1 x 5
IPS e.max Press Ingots MO, shade: MO 1	1 x 5
IPS e.max Press Ingots LT, shades: LT A1, LT A2, LT A3, LT B1	1 x 5 each
IPS e.max Press Ingots HT, shades: HT A1, HT A2, HT A3, HT B1	1 x 5 each
IPS Investment Ring System 100 g	1x
IPS Investment Ring System 200 g	1x
IPS Silicone Ring 100 g	1x
IPS Silicone Ring 200 g	1x
IPS Sprue Guide 100 g	1x
IPS Sprue Guide 200 g	1x
IPS AloX Plunger	2x
IPS AloX Plunger Separator	1 x 200 mg
IPS Object Fix Flow	1 x 10 ml
IPS Ceramic Etching Gel Kit	1x
OpraStick Test Pack	3x
IPS e.max Press Material Shade Guide	1x
IPS e.max Press/CAD LT Material Shade Guide	1x
IPS e.max Press/CAD HT Material Shade Guide	1x
Accessories	

IPS e.max® Press Multi Basic Kit A–D

In line with existing products, the IPS e.max® Press Multi Basic Kit A–D is offered. The kit contains IPS e.max Press Multi ingots in 4 shades, the corresponding processing accessories as well as supplementary products (e.g. IPS® Ceramic Etching Gel). The Basic Kit is supplied in the material box and can be individually supplemented with other IPS e.max kits.



Delivery forms

IPS e.max® Press Multi Basic Kit A–D	638035
IPS e.max Press Multi Ingots, shades: A1, A2, A3, B1	1 x 5 each
IPS Multi One-Way Plunger 200 g	50x
IPS Multi Wax Pattern Form A	80x
IPS Multi Wax Pattern Form B	20x
IPS Multi Investment Ring Base 200 g	1x
IPS Silicone Ring 100 g	1x
IPS Ring Gauge 200 g	1x
IPS Multi Sprue Guide 200 g	1x
IPS AloX Plunger	2x
IPS Object Fix Flow	1 x 10 ml
IPS Natural Die Shade Guide	1x
IPS Ceramic Etching Gel Kit	1x

IPS e.max® Press Multi Intro Kit A–D

The kit provides IPS e.max® Press Multi ingots in two shades as well as the most essential processing accessories.



Delivery forms

IPS e.max® Press Multi Intro Kit A–D	672834
IPS e.max Press Multi Ingots, shades: A1, A2	1 x 5 each
IPS Multi One-Way Plunger 200 g	10x
IPS Multi Wax Pattern Form A	80x
IPS Multi Wax Pattern Form B	20x
IPS Multi Investment Ring Base 200 g	1x
IPS Multi Sprue Guide 200 g	1x
CD-ROM Programat Software Updates	1x

IPS e.max® Press Multi (Polychromatic) Ingots

The IPS e.max® Press Multi ingots are available in Bleach BL and A–D shades. IPS e.max Press Multi ingots are used for pressing highly esthetic veneers, anterior and posterior crowns and hybrid abutment crowns quickly and efficiently. The restorations show a shade and translucency progression similar to that of natural teeth. The ingots are suitable to be processed in the staining technique.



Delivery forms

IPS e.max® Press Multi	1 x 5 each	
BL2		638638
A1		638036
A2		638147
A3		638148
A3.5		638149
B1		638151
B2		638152
C1		638155
C2		638156
D2		638159

IPS e.max® Press HT (High Translucency) Ingots

Given their high translucency, the HT ingots are ideally suitable for being pressed to full contour (staining technique). They are available in 16 A–D and 4 Bleach BL shades.



Delivery forms

IPS e.max® Press HT	1 x 5 each	
BL1		626352
BL2		626353
BL3		626354
BL4		626355
A1		626320
A2		626321
A3		626322
A3.5		626323
A4		626324
B1		626325
B2		626326
B3		626327
B4		626328
C1		626329
C2		626330
C3		626331
C4		626332
D2		626333
D3		626334
D4		626335

IPS e.max® Press HT L	1 x 3 each	
BL1		626356
BL2		626357
BL3		626358
BL4		626359
A1		626336
A2		626337
A3		626338
A3.5		626339
A4		626340
B1		626341
B2		626342
B3		626343
B4		626344
C1		626345
C2		626346
C3		626347
C4		626348
D2		626349
D3		626350
D4		626351

IPS e.max® Press MT (Medium Translucency) Ingots

The MT ingots are supplied in selected Bleach BL and A–D shades in medium translucency. The MT ingots are used in cases where a brighter material than HT and a more translucent material than LT is needed. Restorations made of the MT ingots are ideal for the staining and cut-back techniques.



Delivery forms

IPS e.max® Press MT	1 x 5 each	
BL2		668891
BL3		668770
BL4		668771
A1		668756
A2		668757
A3		668758
B1		668759
IPS e.max® Press MT L	1 x 3 each	
BL2		668892
BL3		668772
BL4		668773
A1		668763
A2		668764
A3		668765
B1		668766

IPS e.max® Press LT (Low Translucency) Ingots

The LT ingots, which are more translucent than MO ingots, can be ideally processed using the cut-back technique as well as the staining technique. The ingots are available in 16 A–D and 4 Bleach shades.



Delivery forms

IPS e.max® Press LT	1 x 5 each		IPS e.max® Press LT L	1 x 3 each	
BL1		605293	BL1		605298
BL2		605294	BL2		605299
BL3		605295	BL3		605300
BL4		605296	BL4		605301
A1		605273	A1		605283
A2		605274	A2		605284
A3		605275	A3		605285
A3.5		605276	A3.5		605286
A4		626306	A4		626313
B1		605277	B1		605287
B2		605278	B2		605288
B3		605279	B3		605289
B4		626307	B4		626314
C1		626308	C1		626315
C2		605280	C2		605290
C3		626309	C3		626316
C4		626310	C4		626317
D2		626311	D2		626318
D3		605281	D3		605291
D4		626312	D4		626319

IPS e.max® Press MO (Medium Opacity) Ingots

Because of their opacity, ingots in the shades MO 0 – MO 4 are ideally suitable for the fabrication of frameworks on vital or slightly discoloured preparations. The ingots are shaded according to specific group shades.



Delivery forms

IPS e.max® Press MO	1 x 5 each	
0		596756
1		596757
2		596758
3		596759
4		596760
IPS e.max® Press MO L	1 x 3 each	
0		596762
1		596763
2		596764
3		596765
4		596766

IPS e.max® Press HO (High Opacity) Ingots

The IPS e.max® Press HO (High Opacity) ingots are available in three shades and, due to their higher opacity, are ideal for the fabrication of frameworks on devitalized or severely discoloured preparations.



Delivery forms

IPS e.max® Press HO	1 x 5 each	
0		596753
1		626302
2		626303
IPS e.max® Press HO L	1 x 3 each	
0		596754
1		626304
2		626305

IPS e.max® Press Impulse Ingots

IPS e.max® Press Impulse ingots enable the production of restorations which have exceptionally opalescent properties. The opalescent (Impulse) ingots are available in two different levels of brightness. Therefore, this material is ideal for producing veneers for bright teeth which require an opalescent effect.



Delivery forms

IPS e.max® Press Impulse	1 x 5 each	
Opal 1		635560
Opal 2		635561
IPS e.max® Press Impulse L	1 x 3 each	
Opal 1		635569
Opal 2		635570

Multilink® Hybrid Abutment

Multilink® Abutment is a self-curing luting composite for the permanent cementation of lithium disilicate (LS₂) glass-ceramic and zirconium oxide ceramic structures on implant sleeves made of titanium/titanium alloy and zirconium oxide.



Indication:

Extraoral cementation of lithium disilicate (LS₂) glass-ceramic and zirconium oxide ceramic structures (abutment and abutment crowns) on implant sleeves made of titanium/titanium alloy and zirconium oxide.

Advantages:

- High bonding strength for a reliable cementation
- Easy handling with the practical Automix syringe

Shades:

HO 0

Delivery forms

Multilink® Hybrid Abutment Starter Kit

662810

Multilink Hybrid Abutment Syringe HO 0	1 x 2.5 g
Mixing Tips	4x
Monobond Plus	1 x 1 g
Mixing Pad	1x
Various accessories	

Refill

Multilink Hybrid Abutment Syringe	1 x 9 g
Mixing Tips	15x
Various accessories	
HO 0	647182

IPS e.max® Abutment Solutions Cem Kit

638959

Multilink Hybrid Abutment Syringe HO 0	1 x 9 g
Mixing Tips	15x
Virtual Extra Light Body fast	1 x 50 ml
Mixing Tips	48x
Intra Oral Tips	100x
Monobond Plus	1 x 5 g
Liquid Strip	1 x 2.5 g
Various accessories	

IPS e.max® ZirPress LT (Low Translucency) Ingots

IPS e.max® ZirPress are fluorapatite glass-ceramic ingots indicated to press on zirconium oxide. Due their low translucency, the LT ingots are ideal for pressing on the dentin core in the cut-back technique.



Delivery forms

IPS e.max® ZirPress LT	1 x 5 each	
BL1		601397
BL2		601398
BL3		601399
BL4		601400
A1		596785
A2		596786
A3		596787
A3.5		596788
A4		626361
B1		601401

B2	596789
B3	596790
B4	626362
C1	626363
C2	596791
C3	626364
C4	626365
D2	626366
D3	596792
D4	626367

IPS e.max® ZirPress HT (High Translucency) Ingots

IPS e.max® ZirPress are fluorapatite glass-ceramic ingots indicated to press on zirconium oxide. Due to their high translucency, the HT ingots are suitable for fully anatomical pressing over of zirconium oxide frameworks. The restorations are subsequently completed with the staining technique.



Delivery forms

IPS e.max® ZirPress HT	1 x 5 each	
BL1		605313
BL2		605314
BL3		605315
BL4		605316
A1		605303
A2		605304
A3		605305
A3.5		605306
A4		626368
B1		605307

B2	605308
B3	605309
B4	626369
C1	626370
C2	605310
C3	626371
C4	626372
D2	626373
D3	605311
D4	626374

IPS e.max® ZirPress Gingiva Ingots

IPS e.max® ZirPress are fluorapatite glass-ceramic ingots indicated to press on zirconium oxide. The ingots are used to fabricate gingival portions using the press technique, especially in large implant-supported restorations.



Delivery forms

IPS e.max® ZirPress Gingiva	1 x 5 each	
3		608423
4		608424

IPS e.max® ZirCAD for CEREC®/inLab®

The IPS e.max® ZirCAD MT Multi blocks (with natural-looking progression of shade and translucency) and the monochrome pre-shaded LT blocks are available in seven A-D shades as well as one Bleach shade and in the block sizes C17 and B45. They are suitable for fabricating full-contour crowns and three-unit bridges. After the restorations have been wet or dry milled, they are sintered in the Programat S1.



Delivery forms

IPS e.max® ZirCAD CEREC®/inLab® Starter Kit MT Multi	694514
IPS e.max ZirCAD for CEREC/inLab C17, shades: A1, A2, A3	1 x 5 each
IPS e.max ZirCAD for CEREC/inLab B45, shade: A2	1 x 3
IPS e.max CAD Crystall./Glaze Paste FLUO	1 x 3 g
Ivoclean	1 x 5 g
SpeedCEM Plus	1 x 9 g
IPS Natural Die Material shade guide	1x

IPS e.max® ZirCAD for CEREC®/inLab® MT Multi C 17 1 x 5 each	
BL1	694517
A1	694521
A2	694522
A3	694523
B1	694526
B2	694527
C2	694531
D2	694534

IPS e.max® ZirCAD for CEREC®/inLab® MT Multi B 45 1 x 3 each	
BL1	694537
A1	694541
A2	694542
A3	694543
B1	694546
B2	694547
C2	694551
D2	694554

IPS e.max® ZirCAD CEREC®/inLab® Starter Kit LT	686282
IPS e.max ZirCAD for CEREC/inLab C17, shades: A1, A2, A3	1 x 5 each
IPS e.max ZirCAD for CEREC/inLab B45, shade: A2	1 x 3
IPS e.max CAD Crystall./Glaze Paste FLUO	1 x 3 g
Ivoclean	1 x 5 g
SpeedCEM Plus	1 x 9 g
IPS Natural Die Material shade guide	1x

IPS e.max® ZirCAD for CEREC®/inLab® LT C17 1 x 5 each	
BL	686192
A1	686193
A2	686194
A3	686195
B1	686196
B2	686197
C2	686198
D2	686199

IPS e.max® ZirCAD for CEREC®/inLab® LT B45 1 x 3 each	
BL	686200
A1	686201
A2	686202
A3	686203
B1	686204
B2	686205
C2	686206
D2	686207

IPS e.max® ZirCAD for inLab® Blocks

IPS e.max® ZirCAD Blocks are available in nine sizes and five shades. They are processed in the inLab System from Dentsply Sirona. Given their high strength and homogeneous shading, they are excellently suitable for the fabrication of esthetic crown and bridge frameworks. Moreover, IPS e.max ZirCAD convinces users with the option of quick sintering in the Programat S1. The frameworks represent the optimum shade base for manual veneering using IPS e.max Ceram, for veneering by means of the press-on technique with IPS e.max ZirPress.



Delivery forms

IPS e.max® ZirCAD for inLab® C 13 / MO	1 x 5 each	
MO 0		626589
MO 1		626590
MO 2		626591

IPS e.max® ZirCAD for inLab® C15 / MO	1 x 5 each	
MO 0		596825
MO 1		608450
MO 2		608451

IPS e.max® ZirCAD for inLab® C15 L / MO	1 x 5 each	
MO 0		602439
MO 1		608458
MO 2		608459

IPS e.max® ZirCAD for inLab® B 40 / MO	1 x 3 each	
MO 0		596826
MO 1		608466
MO 2		608467

IPS e.max® ZirCAD for inLab® B 40 L / MO	1 x 3 each	
MO 0		602442
MO 1		608474
MO 2		608475

IPS e.max® ZirCAD for inLab® B 55 / MO	1 x 1 each	
MO 0		605453
MO 1		608482
MO 2		608483

IPS e.max® ZirCAD for inLab® B 65 / MO	1 x 1 each	
MO 0		605461
MO 1		608490
MO 2		608491

IPS e.max® ZirCAD for inLab® B 65 L-17 / MO	1 x 1 each	
MO 0		605469
MO 1		608498
MO 2		608499

IPS e.max® ZirCAD for inLab® B 85 L-22 / MO	1 x 1 each	
MO 0		605471
MO 1		608506
MO 2		608507

IPS e.max® CAD for CEREC® and inLab®

For the efficient fabrication of full-contour restorations (Monolithic Solutions) featuring exceptional strength and durability. The blocks which are available in A–D and Bleach shades are milled with the CEREC® or inLab® system from Dentsply Sirona. They are suitable for the fabrication of monolithic inlays, onlays, veneers, crowns and three-unit bridges. If necessary, esthetic characteristics are added using the staining or cut-back techniques.



Delivery forms

IPS e.max® CAD for inLab® Basic Kit A-D	693456
IPS e.max CAD for CEREC and inLab Blocks C 14, shade: MO 1	1 x 5
IPS e.max CAD for CEREC and inLab Blocks C 14, shades: LT A1, LT A2	1 x 5 each
IPS e.max CAD for CEREC and inLab Blocks C 14, shades: HT A1, HT A2	1 x 5 each
IPS e.max CAD Crystall./Shade, shades: 1, 2, I1, I2	1 x 3 g each
IPS e.max CAD Crystall./Stains, shades: white, sunset, khaki, mahogany	1 x 1 g each
IPS e.max CAD Crystall./Glaze Paste	1 x 3 g
IPS e.max CAD Crystall./Glaze Spray	1 x 120 ml
IPS e.max CAD Crystall./Glaze Liquid	1 x 15 ml
IPS e.max CAD Crystall./Add-On	1 x 5 g
IPS e.max CAD Crystall./Add-On Liquid	1 x 15 ml
IPS e.max CAD Crystallization Tray	1x
IPS Object Fix Flow	1 x 10 ml
IPS Object Fix Putty	1 x 10 g
IPS Ceramic Etching Gel Kit	1x
OptraStick Test Pack	1x
Various brushes	
IPS e.max CAD MO Shade Guide	1x
IPS e.max Press / CAD LT Shade Guide	1x
IPS e.max Press / CAD HT Shade Guide	1x

IPS e.max® CAD for CEREC® and inLab®: HT I12 and C14 blocks

Delivery forms

IPS e.max® CAD for CEREC® and inLab® HT I 12	1 x 5 each	
HT BL1		626423
HT BL2		626424
HT BL3		626425
HT BL4		626426
HT A1		626391
HT A2		626392
HT A3		626393
HT A3.5		626394
HT A4		626395
HT B1		626396
HT B2		626397
HT B3		626398
HT B4		626399
HT C1		626400
HT C2		626401
HT C3		626402
HT C4		626403
HT D2		626404
HT D3		626405
HT D4		626406

IPS e.max® CAD for CEREC® and inLab® HT C 14	1 x 5 each	
HT BL1		626427
HT BL2		626428
HT BL3		626429
HT BL4		626430
HT A1		626407
HT A2		626408
HT A3		626409
HT A3.5		626410
HT A4		626411
HT B1		626412
HT B2		626413
HT B3		626414
HT B4		626415
HT C1		626416
HT C2		626417
HT C3		626418
HT C4		626419
HT D2		626420
HT D3		626421
HT D4		626422



IPS e.max® CAD for CEREC® and inLab®: HT B 40 and B 40 L blocks for CAD-on technic

Delivery forms

IPS e.max® CAD for CEREC® and inLab® HT B40	1 x 3 each
HT BL2	634603
HT A1	634586
HT A2	634587
HT A3	634588
HT A3.5	634589
HT B1	634591
HT B2	634592
HT C1	634595
HT C2	634596
HT D2	634599

IPS e.max® CAD for CEREC® and inLab® HT B40L	1 x 3 each
HT BL2	648957
HT A1	648870
HT A2	648871
HT A3	648942
HT A3.5	648943
HT B1	648945
HT B2	648946
HT C1	648949
HT C2	648950
HT D2	648953



IPS e.max® CAD for CEREC® and inLab®: MT C 14 blocks

Delivery forms

IPS e.max® CAD for CEREC® and inLab® MT C 14	1 x 5 each
MT BL2	680032
MT BL3	680033
MT BL4	680034
MT A1	680028
MT A2	680029
MT A3	680030
MT B1	680031



IPS e.max® CAD for CEREC® and inLab®: LT I 12 and C 14 blocks

Delivery forms

IPS e.max® CAD for CEREC® and inLab® LT I 12	1 x 5 each
LT BL1	605338
LT BL2	605339
LT BL3	605340
LT BL4	605341
LT A1	605318
LT A2	605319
LT A3	605320
LT A3.5	605321
LT A4	626377
LT B1	605322
LT B2	605323
LT B3	605324
LT B4	626378
LT C1	626379
LT C2	605325
LT C3	626380
LT C4	626381
LT D2	626382
LT D3	605326
LT D4	626383

IPS e.max® CAD for CEREC® and inLab® LT C 14	1 x 5 each
LT BL1	605343
LT BL2	605344
LT BL3	605345
LT BL4	605346
LT A1	605328
LT A2	605329
LT A3	605330
LT A3.5	605331
LT A4	626384
LT B1	605332
LT B2	605333
LT B3	605334
LT B4	626385
LT C1	626386
LT C2	605335
LT C3	626387
LT C4	626388
LT D2	626389
LT D3	605336
LT D4	626390



IPS e.max® CAD for CEREC® and inLab®: LT C 16 and B 32 blocks

Delivery forms

IPS e.max® CAD for CEREC® and inLab® LT C 16	1 x 5 each
LT BL2	648221
LT A1	648188
LT A2	648189
LT A3	648190
LT A3.5	648191
LT B1	648193
LT B2	648194
LT C1	648197
LT C2	648198
LT D2	648201

IPS e.max® CAD for CEREC® and inLab® LT B 32	1 x 3 each
LT BL2	648225
LT A1	648204
LT A2	648205
LT A3	648206
LT A3.5	648207
LT B1	648209
LT B2	648210
LT C1	648213
LT C2	648214
LT D2	648217



IPS e.max® CAD for inLab®: MO C 14 blocks



Delivery forms

IPS e.max® CAD for inLab® MO C 14	1 x 5 each	
MO 0		596797
MO 1		596798
MO 2		596799
MO 3		596800
MO 4		596801

IPS e.max® CAD for CEREC® and inLab®: Impulse C 14 blocks



Delivery forms

IPS e.max® CAD for CEREC® and inLab® Impulse C 14	1 x 5 each	
Opal 1		637793
Opal 2		637794

Abutment Solutions for CEREC/inLab Starter Kit

The Abutment Solutions Starter Kit is designed for the cross-promotion of IPS e.max® CAD and Telio® CAD Abutment Solutions. The attractively priced starter kit contains all the products needed to begin working with Ivoclar Vivadent Abutment Solutions.



Delivery forms

Abutment Solutions for CEREC/inLab Starter Kit 691203

IPS e.max CAD A14 (L), shade: M01	5 blocks
IPS e.max CAD A14 (L), shade: LT A2	5 blocks
IPS e.max CAD A16 (L), shade: LT A2	5 blocks
Telio CAD A16 (L), shade: LT A2	3 blocks
Multilink Hybrid Abutment	1 x 9 g
Liquid Strip	1 x 2.5 g
Monobond Etch and Prime	1 x 5 g
Monobond Plus	1 x 5 g
SR Connect	1 x 5 ml
Virtual Extra Light Body	1 x 50 ml
Various accessories	

IPS e.max® CAD for CEREC® and inLab®: LT A 14 S and L blocks



Delivery forms

IPS e.max® CAD for CEREC® and inLab® LT A 14 (S) 1 x 5 each

LT BL2	678882
LT A1	678784
LT A2	678785
LT A3	678866
LT A3.5	678867
LT B1	678868
LT B2	678869
LT C1	678870
LT C2	678871
LT D2	678872

IPS e.max® CAD for CEREC® and inLab® LT A 14 (L) 1 x 5 each

LT BL2	678883
LT A1	678873
LT A2	678874
LT A3	678875
LT A3.5	678876
LT B1	678877
LT B2	678878
LT C1	678879
LT C2	678880
LT D2	678881

IPS e.max® CAD for CEREC® and inLab®: LT A 16 S and L blocks



Delivery forms

IPS e.max® CAD for CEREC® and inLab® LT A 16 (S) 1 x 5 each

LT BL2	645595
LT A1	644367
LT A2	644368
LT A3	644369
LT A3.5	644370
LT B1	644372
LT B2	644373
LT C1	644376
LT C2	644377
LT D2	644380

IPS e.max® CAD for CEREC® and inLab® LT A 16 (L) 1 x 5 each

LT BL2	645599
LT A1	644383
LT A2	644385
LT A3	644386
LT A3.5	644387
LT B1	644389
LT B2	644390
LT C1	644393
LT C2	644394
LT D2	644397

IPS e.max® CAD for CEREC® and inLab®: MO A 14 S and L blocks



Delivery forms

IPS e.max® CAD for CEREC® and inLab® MO A 14 (S) 1 x 5 each

MO 0	644357
MO 1	644358
MO 2	644359
MO 3	644360
MO 4	644361

IPS e.max® CAD for CEREC® and inLab® MO A 14 (L) 1 x 5 each

MO 0	644362
MO 1	644363
MO 2	644364
MO 3	644365
MO 4	644366

IPS e.max® CAD Crystallization Kit

Contains stains and glaze materials as well as accessories for the completion of a non-crystallized, blue IPS e.max® CAD restoration. The kit is only suitable for customers who obtain their IPS e.max CAD restorations from a milling center authorized by Ivoclar Vivadent.



Delivery forms

IPS e.max® CAD Crystallization Kit	628186
IPS e.max CAD Crystall./Shade, shades: 1, 2, I1	1 x 3 g each
IPS e.max CAD Crystall./Stains, shades: white, sunset, mahogany	1 x 1 g each
IPS e.max CAD Crystall./Glaze Paste	1 x 3 g
IPS e.max CAD Crystall./Glaze Spray	1 x 120 ml
IPS e.max CAD Crystall./Glaze Liquid	1 x 15 ml
IPS e.max CAD Crystall./Add-On Incisal	1 x 5 g
IPS e.max CAD Crystall./Add-On Liquid	1 x 15 ml
IPS e.max CAD Crystallization Tray	1x
IPS Object Fix Flow	1 x 10 ml
IPS Object Fix Putty	1 x 10 g
IPS Ceramic Etching Gel Kit	1x
Various accessories	

IPS e.max® CAD Characterization Kit

The kit comprises IPS e.max® CAD Crystall./Shades, Stains, Glaze as well as the corresponding liquids. The IPS e.max CAD Crystall./ materials are designed for the use with IPS e.max CAD, IPS e.max ZirCAD and IPS Empress® CAD. They are applied in the dental office.



Delivery forms

IPS e.max® CAD Characterization Kit	688805
IPS e.max CAD Crystall./Shade, shades: 1, 2, I1, I2	1 x 3 g each
IPS e.max CAD Crystall./Stains, shades: white, sunset, khaki, mahogany	1 x 1 g each
IPS e.max CAD Crystall./Glaze Paste Fluo	1 x 3 g
IPS e.max CAD Crystall./Glaze Spray	1 x 120 ml
IPS e.max CAD Crystall./Glaze Liquid	1 x 15 ml
IPS e.max CAD Crystall./Add-On Incisal	1 x 5 g
IPS e.max CAD Crystall./Add-On Liquid allround	1 x 15 ml
IPS e.max CAD Crystallization Tray	1x
IPS e.max CAD Speed Crystallization Tray	1x

IPS e.max® CAD Crystall./Shades

Dentin stains in paste form that are optimally coordinated for use with IPS e.max® CAD. They may be applied both on “blue” or crystallized restorations.



Delivery forms

IPS e.max® CAD Crystall./Shade	1 x 3 g each	
0		605348
1		605349
2		605350
3		605351
4		605352
11		605353
12		605354

IPS e.max® CAD Crystall./Stains

Intensive stains in paste form for the reproduction of natural characteristics. They are optimally coordinated for use with IPS e.max® CAD and may be applied on both “blue” and crystallized restorations.




Delivery forms

IPS e.max® CAD Crystall./Stains	1 x 1 g each	
White		605356
Cream		605357
Sunset		605358
Copper		605359
Olive		605360
Khaki		605361
Mahogany		605362

IPS e.max® CAD Crystall./Glaze Paste/FLUO

Special glaze paste which has been developed for use with fully anatomical IPS e.max® CAD restorations. It can be applied either prior to crystallization on the “blue” crown or in the subsequent firing cycle.



Delivery forms

IPS e.max® CAD Crystall./Glaze Paste	1 x 3 g	605363
IPS e.max® CAD Crystall./Glaze Paste FLUO	1 x 3 g	674676

IPS e.max® CAD Crystall./Glaze Spray

Special glaze spray to be used with fully anatomical IPS e.max® CAD restorations. It is sprayed on the restorations once IPS e.max CAD Crystall./Shades and Stains have been applied. Subsequently, the restorations are fired in a combined crystallization and glaze firing cycle.



Delivery forms

IPS e.max® CAD Crystall./Glaze Spray	1 x 120 ml	605364AN
--------------------------------------	------------	----------

IPS e.max® CAD Crystall./Glaze Liquid

Special liquid to dilute the IPS e.max® CAD Crystall./Shades and Stains and the IPS e.max CAD Crystall./Glaze Paste.



Delivery forms

IPS e.max® CAD Crystall./Glaze Liquid	1 x 15 ml	605366
---------------------------------------	-----------	--------

IPS e.max® CAD Crystall./Add-On, Add-On Liquid

For adjustments, such as incisal, occlusal or dentin areas. These adjustments can be made directly with the crystallization firing or in a subsequent corrective firing cycle.



Delivery forms

IPS e.max® CAD Crystall./Add-On Dentin	1 x 5 g	635549
IPS e.max® CAD Crystall./Add-On Incisal	1 x 5 g	605365
IPS e.max® CAD Crystall./Add-On Liquid allround	1 x 15 ml	605569

IPS e.max® CAD Crystallization Tray

The IPS e.max® CAD Crystallization Tray is a firing tray for the crystallization of IPS e.max CAD restorations as well as for the Stains and/or Glaze firing of IPS e.max ZirCAD and IPS Empress CAD restorations with the IPS e.max CAD Crystall./materials. To conduct the firing, the restorations are placed on the IPS e.max CAD Crystallization Pins supplied with the tray.



Delivery forms

IPS e.max® CAD Crystallization Tray	605367	
IPS e.max CAD Crystallisation Tray	1x	
IPS e.max CAD Crystallization Pin (sizes: S, M, L)	9x	

IPS e.max® CAD Speed Crystallization Tray

IPS e.max® CAD Speed Crystallization Tray is a special firing tray designed for the speed crystallization of IPS e.max CAD restorations and for the Stains and/or Glaze firing of IPS e.max ZirCAD restorations with IPS e.max Crystall./materials.




Delivery forms

IPS e.max® CAD Speed Crystallization Tray	647633	
IPS e.max CAD Speed Crystallization Tray	1x	
IPS e.max CAD Speed Crystallization Pin	3x	

IPS e.max® CAD Crystallization Pins

The pins assist you with the positioning of restorations on the IPS e.max® CAD Crystallization Tray or the IPS e.max CAD Speed Crystallization Tray.



Delivery forms

IPS e.max® CAD Crystallization Pin Refill		
S / M / L	6 x each	605368
XS	3 x	656105

The following accessory products are exclusively used for the CAD/CAM-based IPS e.max® CAD-on fabrication technique:

IPS e.max® CAD Crystall./Connect

IPS e.max CAD Crystall./Connect is a pre-dosed, ready-to-use fusion glass-ceramic used for the homogeneous fusion of the IPS e.max ZirCAD framework with the IPS e.max CAD veneering structure in conjunction with the IPS e.max CAD-on Fusion/Crystallization firing.

The fusion glass-ceramic is offered in nine shades. The precisely adjusted powder-liquid mixture of IPS e.max CAD Crystall./Connect turns flowable when vibrated (Ivomix). This enables mixing as well as the fusion process with the help of the Ivomix appliance. Without the vibrations, IPS e.max CAD Crystall./Connect solidifies again and turns stable, which permits checking of the connected restoration in the articulator.



Delivery forms

IPS e.max® CAD Crystall./Connect	10 x 6.5 g each	
1		634606
2		634607
3		634608
4		634609
5		634610
6		634611
7		634612
8		634613
9		634614

IPS e.max® CAD Crystall./Add-On Connect, Add-On Liquid

Suitable for adjustments in the fusion area in the IPS e.max® CAD-on technique once the Fusion/Crystallization firing is completed.



Delivery forms

IPS e.max® CAD Crystall./Add-On Connect	1 x 5 g	635644
IPS e.max® CAD Crystall./Add-On Liquid longlife	1 x 15 ml	635550

IPS e.max® Ceram Starter Kit

The IPS e.max® Ceram Starter Kit contains the most popular Dentin shades, the corresponding Incisal materials, as well as the necessary processing accessories. The Starter Kit and all the other additional assortments are supplied in a material box and can be supplemented with any other IPS e.max kit.



Delivery forms

IPS e.max® Ceram Starter Kit A–D	681625
IPS e.max Ceram Dentin, shades: A1, A2, A3, A3.5	1 x 20 g each
IPS e.max Ceram Transpa Incisal, shades: TI 1, TI 2	1 x 20 g each
IPS e.max Ceram Transpa, shades: neutral, clear	1 x 20 g each
IPS e.max Ceram Add-On, shades: Dentin, Incisal	1 x 20 g each
IPS Build-Up Liquid (allround)	1 x 60 ml
IPS Ivocolor Glaze Powder FLUO	1 x 1.8 g
IPS Ivocolor Glaze Paste FLUO	1 x 3 g
IPS Ivocolor Mixing Liquid (allround)	1 x 15 ml
IPS Model Sealer	1 x 50 ml
IPS Ceramic Separating Liquid	1 x 15 ml
IPS e.max Ceram Dentin A–D-Material Shade Guide	1x
IPS e.max Ceram Incisal/Transpa-Material Shade Guide	1x

IPS e.max® Ceram Intro Kit (A2)

The IPS e.max® Ceram Intro Kit contains a selection of IPS e.max Ceram materials and liquids in small packaging sizes for the fabrication of the first IPS e.max veneers.



Delivery forms

IPS e.max® Ceram Intro Kit A2	681628
IPS e.max Ceram ZirLiner, shade: 1	1 x 5 g
IPS e.max Ceram Margin, shade: A2	1 x 5 g
IPS e.max Ceram Deep Dentin, shade: A2	1 x 5 g
IPS e.max Ceram Dentin, shade: A2	1 x 5 g
IPS e.max Ceram Transpa Incisal: shade: TI 1	1 x 5 g
IPS e.max Ceram Transpa, shade: clear	1 x 5 g
IPS e.max Ceram Opal Effect, shades: 1, 3	1 x 5 g each
IPS e.max Ceram Occlusal Dentin, shade: orange	1 x 5 g
IPS e.max Ceram Mamelon, shade: light	1 x 5 g
IPS Ivocolor Essence, shades: white, sunset, mahogany	1 x 5 g each
IPS Ivocolor Shade Dentin, shade: SD 1	1 x 3 g
IPS Ivocolor Glaze Powder Fluo	1 x 1,8 g
IPS e.max Ceram ZirLiner Liquid	1 x 15 ml
IPS e.max Ceram Margin Liquid allround	1 x 15 ml
IPS Build-Up Liquid allround	1 x 15 ml
IPS Ivocolor Mixing Liquid allround	1 x 15 ml

IPS e.max® Ceram Power Dentin Intro Kit

The kit consists of the IPS e.max® Ceram Power Dentin PD A2 and the corresponding Power Incisal PI 2 materials for the fabrication of restorations that require increased brightness. The materials are designed for the veneering of translucent frameworks, e.g. zirconium oxide. The IPS Ivocolor® assortment comprises Shade pastes, Essence powders and Glaze materials designed for characterizing and glazing the restorations.



Delivery forms

IPS e.max® Ceram Power Dentin Intro Kit	681629
IPS e.max Ceram Power Dentin, shade: A2	1 x 20 g
IPS e.max Ceram Power Incisal, shade: 1	1 x 20 g
IPS Build-Up Liquid (allround)	1 x 60 ml
IPS Ivocolor Shade Dentin shade: SD 1	1 x 3 g
IPS Ivocolor Shade Incisal, shade: SI 3	1 x 3 g
IPS Ivocolor Essence, shades: E 04 sunset, E 10 mahogany	1 x 1.8 g each
Ivocolor Glaze Powder FLUO	1 x 1,8 g
Ivocolor Glaze Paste FLUO	1 x 3 g
Ivocolor Mixing Liquid (allround)	1 x 15 ml

IPS e.max® Ceram Power Dentin Kit

The kit includes IPS e.max® Ceram Power Dentin (PD) and IPS e.max Ceram Power Incisal (PI) in the eight most popular A–D shades. They are designed for the fabrication of restorations that require increased brightness. The materials are especially suited for the veneering of translucent frameworks, e.g. zirconium oxide.



Delivery forms

IPS e.max® Ceram Power Dentin Kit	681627
IPS e.max Ceram Power Dentin, shades: A1, A2, A3, A3.5, B1, B2, C1, D2	1 x 20 g each
IPS e.max Ceram Power Incisal, shades: PI 1, PI 2, PI 3	1 x 20 g each

IPS e.max® Ceram ZirLiner Kit

The IPS e.max® Ceram ZirLiners can be used for the press-on technique in conjunction with IPS e.max ZirPress, and the veneering technique in conjunction with IPS e.max Ceram. They enable an exceptionally stable bond with the zirconium oxide framework and provide the white and thus not very translucent zirconium oxide frameworks with a shaded character and enable a true-to-nature in-depth shade effect.



Delivery forms

IPS e.max® Ceram ZirLiner Kit	596830
IPS e.max Ceram ZirLiner, shades: ZL clear, ZL 1, ZL 2, ZL 3, ZL 4	1 x 5 g each
IPS e.max Ceram Intensive ZirLiner, shades: IZL yellow, IZL orange, IZL brown, IZL incisal	1 x 5 g each
IPS e.max Ceram ZirLiner Build-Up Liquid	1 x 60 ml
IPS e.max Ceram ZirLiner Shade Guide	1x

IPS e.max® Ceram Margin Kit

The Kit contains shoulder materials with true-to-nature cervical fluorescence. The materials are used for the fabrication of ceramic shoulders on IPS e.max® ZirCAD frameworks. The Kit contains the most popular shades (8 x A–D), the corresponding Intensive materials, as well as the necessary liquids.



Delivery forms

IPS e.max® Ceram Margin Kit A–D	596832
IPS e.max Ceram Margin, shades: A1, A2, A3, A3.5, B2, B3, C2, D3	1 x 20 g each
IPS e.max Ceram Intensive Margin, shades: orange, orange-pink, yellow, yellow-green	1 x 20 g each
IPS e.max Ceram Add-On, shade: Margin	1 x 20 g
IPS Margin Sealer	1 x 20 ml
IPS e.max Ceram Margin Build-Up Liquid (allround, carving)	2 x 60 ml
IPS e.max Ceram Margin A–D Material Shade Guide	1x

IPS e.max® Ceram Deep Dentin Kit

The Deep Dentin materials with true-to-nature fluorescence, enhanced opacity, and shade saturation ensure that the basic tooth shade is achieved even in very thin layers and thus permit the fabrication of restorations that exhibit lifelike shades. The Kit contains the most popular shades (8 x A–D).



Delivery forms

IPS e.max® Ceram Deep Dentin Kit A–D		596834
IPS e.max Ceram Deep Dentin, shades: A1, A2, A3, A3.5, B2, B3, C2, D3	1 x 20 g each	
IPS e.max Ceram Deep Dentin A–D Material Shade Guide	1x	

IPS e.max® Ceram Impulse Kit

The IPS e.max® Ceram Impulse materials have been designed in accordance with the other Ivoclar Vivadent veneering materials. A total of 22 Impulse materials for individualized characterizations are available.



Delivery forms

IPS e.max® Ceram Impulse Kit		596835
IPS e.max Ceram Impulse Occlusal Dentin, shades: orange, brown	1 x 20 g each	
IPS e.max Ceram Impulse Mamelon, shades: light, yellow-orange, salmon	1 x 20 g each	
IPS e.max Ceram Impulse Opal Effect, shades: OE 1, OE 2, OE 3, OE 4, OE 5, violet	1 x 20 g each	
IPS e.max Ceram Impulse Transpa, shades: blue, brown-grey, orange-grey	1 x 20 g each	
IPS e.max Ceram Impulse Incisal Edge	1 x 20 g	
IPS e.max Ceram Impulse Special Incisal, shades: yellow, grey	1 x 20 g each	
IPS e.max Ceram Impulse Inter Incisal, shade: white-blue	1 x 20 g	
IPS e.max Ceram Impulse Cervical Transpa, shades: yellow, orange-pink, khaki, orange	1 x 20 g each	
IPS e.max Ceram Impulse Material Shade Guide	1x	

IPS e.max® Ceram Bleach Kit BL

The IPS e.max® Bleach Kit contains Margin, Deep Dentin, Dentin, Incisal, and Add-On powders for the fabrication of especially light restorations in the 4 modern Bleach shades.



Delivery forms

IPS e.max® Ceram Bleach Kit BL		602450
IPS e.max Ceram Margin, shades: BL1, BL4	1 x 20 g each	
IPS e.max Ceram Deep Dentin, shades: BL1, BL4	1 x 20 g each	
IPS e.max Ceram Dentin, shades: BL1, BL2, BL3, BL4	1 x 20 g each	
IPS e.max Ceram Incisal, shade: BL	1 x 20 g	
IPS e.max Ceram Add-On, shade: BL	1 x 20 g	
IPS e.max Ceram Bleach BL Shade Guide	1x	
Bleach Modul BL	1x	

IPS e.max® Ceram Gingiva Kit

A total of 12 Gingiva ceramic materials for a lifelike gingiva, particularly for the fabrication of implant-supported restorations. Five lifelike gingival materials that are used in combination with the four Intensive Gingiva and three Essence powders, depending on the desires of the patient. An IPS e.max® Ceram ZirLiner Gingiva is available for use in conjunction with zirconium oxide.



Delivery forms

IPS e.max® Ceram Gingiva Kit		602316
IPS e.max Ceram ZirLiner Gingiva	1 x 5 g	
IPS e.max Ceram Gingiva, shades: 1, 2, 3, 4, 5	1 x 20 g each	
IPS e.max Ceram Intensive Gingiva, shades: 1, 2, 3, 4	1 x 20 g each	
IPS e.max Ceram Essence, shades: rose, berry, aubergine	1 x 5 g each	
IPS e.max Ceram Gingiva Shade Guide	1x	

IPS e.max® Ceram Selection Kit

IPS e.max® Ceram Selection kit comprises twelve Enamel and Effect materials that are especially designed to give professionals more room for creativity and individuality in the layering technique. The materials are used in combination with the existing IPS e.max Ceram materials. The renowned dental technicians Oliver Brix (Germany), August Bruguera (Spain) and Gérald Ubassy (France) have substantially shaped the concept on which IPS e.max Ceram Selection is based. The specially shaded materials and their application are the result of many years of successful work with IPS e.max Ceram.



Delivery forms

IPS e.max® Ceram Selection Kit	684732
IPS e.max Ceram Special Enamel, shades: acqua, citrine, honey, apricot, quartz, diamond	1 x 5 g each
IPS e.max Ceram Light Reflector, shades: cream, salmon, silk	1 x 5 g each
IPS e.max Ceram Light Absorber, shades: fog, lavender, taupe	1 x 5 g each

IPS e.max® Ceram ZirLiner

– IPS e.max® Ceram ZirLiner 1 – 4

Used to provide white zirconium oxide frameworks with a shaded character. They help adjust the framework shade to the basic ingot and/or block shade (Medium Opacity) of IPS e.max Press and IPS e.max CAD.



– IPS e.max® Ceram ZirLiner clear

Used for shaded zirconium oxide frameworks, for Bleach shades, as well as to mix with IPS e.max Ceram Intensive ZirLiner.



– IPS e.max® Ceram Intensive ZirLiner

Yellow, orange, brown, and incisal are used to enhance the in-depth shade effect.



Delivery forms

IPS e.max® Ceram ZirLiner	1 x 5 g each	
1		596839
2		596840
3		596841
4		596842
Clear		596843
IPS e.max® Ceram ZirLiner	1 x 20 g each	
1		605492
2		605493
3		605494
4		605495
Clear		609434
IPS e.max® Ceram Intensive ZirLiner	1 x 5 g each	
Yellow		596845
Orange		596846
Brown		596847
Incisal		596848

IPS e.max® Ceram Margin

– IPS e.max® Ceram Margin (A–D)

The materials exhibit true-to-nature cervical fluorescence and are used for the fabrication of ceramic shoulders on IPS e.max ZirCAD frameworks. Due to the difference in the firing temperature to the dentin and incisal materials, the Margin materials demonstrate excellent firing stability.

– IPS e.max® Ceram Intensive Margin

The four IPS e.max Ceram Intensive Margin materials are used to design individualized shoulder areas. For example, exposed cervicals can be excellently imitated using IPS e.max Ceram Intensive Margin yellow-green.



Delivery forms

IPS e.max® Ceram Margin A–D, BL	1 x 20 g each	
BL1		602452
BL4		602453
A1		596873
A2		596874
A3		596875
A3.5		596876
A4		596877
B1		596878
B2		596879
B3		596880
B4		596881
C1		596882
C2		596883
C3		596884
C4		596885
D2		596886
D3		596887
D4		596888
IPS e.max® Ceram Intensive Margin	1 x 20 g each	
orange		596890
orange-pink		596891
yellow		596892
yellow-green		596893

IPS e.max® Ceram Deep Dentin (A–D)

The Deep Dentin materials with true-to-nature fluorescence, enhanced opacity, and shade saturation ensure that the basic tooth shade is achieved even if space is limited and thus permit the fabrication of restorations that exhibit lifelike shades. Furthermore, the materials are used to intensify the chroma and to accommodate the gingiva in the pontic area to achieve a harmonious shade transition between the gingiva and the cervical area.



Delivery forms

IPS e.max® Ceram Deep Dentin A–D, BL	1 x 20 g each	
BL1		602454
BL4		602455
A1		596918
A2		596919
A3		596920
A3.5		596921
A4		596922
B1		596923
B2		596924
B3		596925
B4		596926
C1		596927
C2		596928
C3		596929
C4		596930
D2		596931
D3		596932
D4		596933

IPS e.max® Ceram Power Dentin

IPS e.max® Ceram Power Dentin materials are more opaque and brighter than conventional versions. They are ideally suited for the veneering of translucent substructures.



Delivery forms

IPS e.max® Ceram Power Dentin A–D, BL	1 x 20 g each
BL1	681347
BL2	681348
BL3	681349
BL4	681350
A1	681328
A2	681329
A3	681330
A3.5	681331
A4	681332
B1	681333
B2	681334
B3	681335
B4	681336
C1	681337
C2	681338
C3	681339
C4	681340
D2	681341
D3	681342
D4	681343

IPS e.max® Ceram Dentin (A–D)

The IPS e.max® Ceram Dentin materials have been designed in such a way that easy and reliable shade reproduction can be achieved irrespective of the material used for the substructure. The high stability and excellent modelling properties enable quick and uncomplicated layering.



Delivery forms

IPS e.max® Ceram Dentin A–D, BL	1 x 20 g each	IPS e.max® Ceram Dentin A–D	1 x 100 g each
BL1	602456	A1	605497
BL2	602457	A2	605498
BL3	602458	A3	605499
BL4	602459	A3.5	605500
A1	596958	A4	605501
A2	596959	B1	605502
A3	596960	B2	605503
A3.5	596961	B3	605504
A4	596962	B4	605505
B1	596963	C1	605506
B2	596964	C2	605507
B3	596965	C3	605508
B4	596966	C4	605509
C1	596967	D2	605510
C2	596968	D3	605511
C3	596969	D4	605512
C4	596970		
D2	596971		
D3	596972		
D4	596973		

IPS e.max® Ceram Power Incisal

The IPS e.max® Ceram Power Incisal materials have been developed taking nature as the standard. In combination with the Power Dentin materials, the correct A-D shade can be achieved on translucent frameworks.



Delivery forms

IPS e.max® Ceram Power Incisal	1 x 20 g each
BL	681351
1	681344
2	681345
3	681346

IPS e.max® Ceram Incisal / Transpa Incisal

IPS e.max® Ceram Incisal and Transparent Incisal demonstrate slight fluorescence and opalescence similar to natural enamel. The high stability and excellent modelling properties enable quick and accurately detailed layering of true-to-nature incisal edges and occlusal surfaces.



Delivery forms

IPS e.max® Ceram Incisal	1 x 20 g each
BL	602460
1	596975
2	596976
3	596977
IPS e.max® Ceram Transpa Incisal	1 x 20 g each
1	596979
2	596980
3	596981
IPS e.max® Ceram Transpa Incisal	1 x 100 g each
1	605514
2	605515
3	605516

IPS e.max® Ceram Transpa

The non-shaded Transparent materials are available in two gradations. Depending on customer demands and patient requirements, the Transpa materials may be used alone or mixed with other materials.



Delivery forms

IPS e.max® Ceram Transpa	1 x 20 g each
Clear	596998
Neutral	596999
IPS e.max® Ceram Transpa	1 x 100 g each
Clear	605518
Neutral	605519

IPS e.max® Ceram Impulse Occlusal Dentin

The Occlusal Dentin materials are available in two different shades. They are used as the shade basis for the occlusal surface and to intensify the chroma.



Delivery forms

IPS e.max® Ceram Impulse Occlusal Dentin	1 x 20 g each	
Orange		596983
Brown		596984

IPS e.max® Ceram Impulse Mamelon

The Mamelon materials are available in three different shade gradations. They demonstrate high opacity and excellent masking capabilities even when applied in very thin layers. Depending on the working habits of the user, these materials are applied in thin lines on the reduced dentin. In this way, an individualized appearance of the incisal third is achieved.



Delivery forms

IPS e.max® Ceram Impulse Mamelon	1 x 20 g each	
Light		596986
Yellow-orange		596987
Salmon		596988

IPS e.max® Ceram Impulse Incisal Edge

This material is used to achieve what is known as the “halo effect”, which is caused in natural teeth by the light refraction at the incisal edge.



Delivery forms

IPS e.max® Ceram Impulse Incisal Edge	1 x 20 g	596996

IPS e.max® Ceram Impulse Opal Effect

The Opal Effect materials are available in six shade gradations. Starting with Opal Effect 1 – with naturally enhanced opalescence and simultaneous high translucency – the brightness value between Opal Effect 2 and Opal Effect 4 is continuously increased. Opal Effect 5 then demonstrates the typical opal shade. The Opal Effect violet material is used to reduce the brightness value in the incisal area.



Delivery forms

IPS e.max® Ceram Impulse Opal Effect	1 x 20 g each
1	596990
2	596991
3	596992
4	596993
5	596994
Violet	596995

IPS e.max® Ceram Impulse Transpa

The Transpa materials are available in three shade nuances. They are used to accurately reproduce transparent areas in full detail, particularly in the incisal third.



Delivery forms

IPS e.max® Ceram Impulse Transpa	1 x 20 g each
Blue	597000
Brown-grey	597001
Orange-grey	597002

IPS e.max® Ceram Impulse Special Incisal

The Special Incisal materials are used to intensify the incisal area. They may be applied either directly or as an intermediate layer between dentin and incisal.



Delivery forms

IPS e.max® Ceram Impulse Special Incisal	1 x 20 g each
Yellow	597004
Grey	597005

IPS e.max® Ceram Impulse Inter Incisal

Inter Incisal is a special incisal material, which is used to increase the brightness value in the incisal third or if the brightness value of the incisal area is high and space is limited.



Delivery forms

IPS e.max® Ceram Impulse Inter Incisal	1 x 20 g	
White-blue		597006

IPS e.max® Ceram Impulse Cervical Transpa

With the shaded Cervical Transpa materials, a lifelike in-depth effect is achieved in the cervical third. Compared to the conventional Transpa materials, these special materials demonstrate slightly higher fluorescence.



Delivery forms

IPS e.max® Ceram Impulse Cervical Transpa	1 x 20 g each	
Yellow		597008
Orange-pink		597009
Kkhaki		597010
Orange		597011

IPS e.max® Ceram Gingiva

A total of 12 Gingiva ceramic materials for a lifelike gingiva, particularly for the fabrication of implant-supported restorations. Five lifelike gingival materials that are used in combination with the four Intensive Gingiva and three Essence powders, depending on the desires of the patient. An IPS e.max® Ceram ZirLiner Gingiva is available for use in conjunction with zirconium oxide.



Delivery forms

IPS e.max® Ceram ZirLiner Gingiva	1 x 5 g	605475
IPS e.max® Ceram Essence	1 x 5 g each	
20 rose		605477
21 berry		605478
22 aubergine		605479
IPS e.max® Ceram Gingiva	1 x 20 g each	
1		605481
2		605482
3		605483
4		605484
5		605485
BG34		681357
IPS e.max® Ceram Intensive Gingiva	1 x 20 g each	
1		605487
2		605488
3		605489
4		605490
5		681358

IPS e.max® Ceram Selection

– Special Enamel

The six Special Enamel materials are differently shaded Enamel materials that feature an enamel-like translucency.



– Light Reflector

The three Light Reflector materials are light reflecting Effect materials.



– Light Absorber

The three Light Absorber materials are light absorbing Effect materials.



Delivery forms

IPS e.max® Ceram Selection Special Enamel	1 x 5 g each	
Aqua		684720
Citrine		684721
Honey		684722
Apricot		684723
Quartz		684724
Diamond		684725
IPS e.max® Ceram Selection Light Reflector	1 x 5 g each	
Cream		684726
Salmon		684727
Silk		684728
IPS e.max® Ceram Selection Light Absorber	1 x 5 g each	
Fog		684729
Lavender		684730
Taupe		684731

IPS e.max® Ceram Essence

The 19 Essence powders with the “1-for-3” effect are used for internal characterizations, to mix with other IPS e.max® Ceram powders, and for final superficial, external characterizations. The very fine powders demonstrate different degrees of fluorescence, depending on the individual shade.



Delivery forms

IPS e.max® Ceram Essence	1 x 5 g each	
01 white		597013
02 cream		597014
03 lemon		597015
04 sunset		597016
05 copper		597017
06 hazel		597018
07 olive		597019
08 khaki		597020
09 emerald		597021
10 terracotta		597022
11 mahogany		597023
12 cappuccino		597024
13 espresso		597025
14 terra		597026
15 profundo		597027
16 ocean		597028
17 sapphire		597029
18 anthracite		597030
19 black		597031

IPS e.max® Ceram Shade

– The five IPS e.max® Ceram Shades in A–D and Chromascop® shades are used for final shade modifications of IPS e.max restorations, as well as for the wash firing.

– The two IPS e.max® Ceram Shades Incisal materials are especially suitable for fully anatomical restorations. They are used to imitate the incisal area and they provide the incisal third with optical translucency and an in-depth effect.



Delivery forms

IPS e.max® Ceram Shade	1 x 3 g each	
0		597033
1		597034
2		597035
3		597036
4		597037
11		597038
12		597039

IPS e.max® Ceram Glaze

– **IPS e.max® Ceram Glaze** is available in both the tried-and-tested paste form and in powder form. The glazing material is applied to all areas of the restoration that have been veneered using IPS e.max Ceram and are thus exhibiting sufficient fluorescence resulting from the layering material.



– **IPS e.max® Ceram Glaze FLUO** is also available in the tried-and-tested paste form and in powder form. The fluorescent glazing materials are used in those areas of the restoration which have not been veneered with IPS e.max Ceram. Furthermore, they are applied to framework materials that demonstrate no or very low fluorescence and for which fully or partially anatomical reduction has been carried out.



– **IPS e.max® Ceram Glaze Spray**

For the easy and fast glazing of fully anatomical pressed/milled or layered IPS e.max restorations (may not be applied on IPS e.max CAD in the “blue” state).



Delivery forms

IPS e.max® Ceram Glaze Paste	1 x 3 g each	597041
Glaze Paste FLUO		597042
IPS e.max® Ceram Glaze Powder	1 x 5 g each	597044
Glaze Powder FLUO		597045
IPS e.max® Ceram Glaze Spray	1 x 120 ml	609433AN

IPS e.max® Ceram Add-On

IPS e.max® Ceram Add-On materials are available in three shades. Depending on the application, users may select between a Margin, Dentin, and Incisal shade and opacity. The shaded Add-On materials further facilitate adjustments.



Delivery forms

IPS e.max® Ceram Add-On	1 x 20 g each	
BL		602461
Margin		597047
Dentin		597048
Incisal		597049

IPS e.max® Ceram ZirLiner Build-Up Liquid

The IPS e.max® Ceram ZirLiner Build-Up Liquid allround is exclusively used to mix the IPS e.max Ceram ZirLiner powders. The ZirLiner Liquid provides the materials with a creamy and ductile consistency and thus enables easy and efficient application of the ZirLiner. If another consistency is desired, the liquid may also be mixed with the other IPS e.max Ceram Liquids in any mixing ratio.



Delivery forms

IPS e.max® Ceram ZirLiner Build-Up Liquid	1 x 60 ml	
Allround		597050

IPS e.max® Ceram Margin Build-Up Liquids

The IPS e.max® Ceram Margin Build-Up Liquids are available in 2 versions.

- With the allround liquid, a consistency suitable for conventional margin processing and drying is achieved.
- Powders mixed with the carving liquid demonstrate a shorter processing time. After drying, the powder sets. The applied shoulder may then be given the desired shape, i.e. “carved”, using a suitable instrument.



Delivery forms

IPS e.max® Ceram Margin Build-Up Liquid	1 x 60 ml each	
Allround		597052
Carving		597053

IPS® Build-Up Liquid

The IPS® Build-Up Liquids are suitable for both IPS e.max® Ceram and IPS Style® Ceram. They are available in two versions:

- With the allround liquid, a consistency suitable for the conventional processing and drying is achieved.
- The soft liquid demonstrates shorter processing times and faster drying.



Delivery forms

IPS® Build-Up Liquid	1 x 60 ml
Allround	673375
Soft	673376
IPS® Build-Up Liquid	1 x 250 ml
Allround	673377
Soft	673378

IPS e.max® Ceram Glaze and Stain Liquid

The IPS e.max® Ceram Glaze and Stain Liquids are available in 2 versions:

- With the allround liquid, a consistency suitable for conventional processing and drying is achieved. Powders mixed with the all-round liquid demonstrate a shorter processing time (approximately 1/2 day).
- The longlife liquid, however, enables a slightly pasty consistency and the powders mixed with this liquid can be processed over a longer period of time (approximately 1 week).



Delivery forms

IPS e.max® Ceram Glaze and Stain Liquid	1 x 15 ml each
Allround	597058
Longlife	597059

IPS® Multi Wax Pattern Form A/Form B

The IPS® Multi Wax Patterns are precision wax patterns suitable for spruing the wax-up to the ring base. The special shape of the wax patterns decisively influences the flow behaviour of the IPS e.max Press Multi material during the press procedure. The patterns ensure that the progression of shade (dentin/incisal) is pressed into the correct position in the restoration. Form B is used to sprue very delicate restorations (e.g. mandibular anterior teeth) to the ring base. Form A is used for all the other types of restorations.



Delivery forms

IPS® Multi Wax Pattern Form A	1 x 80	638163
IPS® Multi Wax Pattern Form B	1 x 80	638164

IPS® Multi Investment Ring System 200 g

The IPS® Multi Investment Ring Base 200 g is used in the processing of IPS e.max® Press Multi ingots. The ring base features openings which can accommodate up to four wax-ups. The IPS Multi Investment Rings Base 200 g is offered together with the IPS Ring Gauge and the IPS Silicone Ring as the IPS Multi Investment Ring System Kit 200 g.



Delivery forms

IPS® Multi Investment Ring System 200 g	3x	638606
---	----	--------

IPS® Multi One-Way Plunger

The IPS® Multi One-Way Plunger 200 g is a disposable precision plunger which must be used when pressing IPS e.max Multi ingots. The special geometry, paired with the low manufacturing tolerance, is coordinated with IPS Multi Investment Ring 200 g and enables optimal pressing results.




Delivery forms

IPS® Multi One-Way Plunger	50x	637042
----------------------------	-----	--------

IPS® Multi Sprue Guide 200 g

IPS® Multi Sprue Guide 200 g is used to check the correct sprueing of the objects to be pressed with the IPS Investment Ring System 200 g.




Delivery forms

IPS® Multi Sprue Guide 200 g	1x	637007
------------------------------	----	--------

IPS® Investment Ring System

The IPS® Investment Ring System is composed of a ring gauge and a ring base and is used to sprue the contoured restorations. The 100-g and 200-g investment rings are used in combination with the materials IPS e.max® Press, IPS e.max ZirPress and IPS InLine® PoM; the 300-g investment ring is used with the materials IPS e.max ZirPress and IPS InLine PoM.



Delivery forms

IPS® Investment Ring System

Investment base		
Investment gauge		
100 g	3 x 1	597060
200 g	3 x 1	597061
300 g	1 x 1	614490

IPS® Silicone Ring

IPS® Silicone Rings are used both for the IPS Investment Ring System and the IPS Empress® Investment Ring System.



Delivery forms

IPS® Silicone Ring	1x each	
100 g		590113AN
200 g		590114AN
300 g		614492

IPS® Alox Plunger

The ceramic ingot is pressed in its softened state into the hollow space in the investment ring by means of the IPS® Alox Plunger. The Alox Plunger is compatible with the 100-g and the 200-g investment rings as well as the IPS Multi 200-g investment system. Both ends of the plunger are rounded and can therefore be used for pressing. The plunger is reusable.



Delivery forms

IPS® Alox Plunger	2x	597062
-------------------	----	--------

IPS® Alox Plunger Separator

The IPS® Alox Plunger Separator prevents the ingot from sticking to the Alox plunger during pressing and cooling in the investment ring by forming a separation layer. A very small amount of separator is sufficient.



Delivery forms

IPS® Alox Plunger Separator	1 x 200 mg	597063
-----------------------------	------------	--------

IPS® Ingot Tong

The IPS® Ingot Tong are used to simultaneously place several press ingots in the 300-g investment ring.



Delivery forms

IPS® Ingot Tong	1x	614498
-----------------	----	--------

IPS e.max® Press Invex Liquid

The IPS e.max® Press Invex (Investment-Ex) Liquid is used to soften the surface reaction layer formed on pressed IPS e.max Press and ZirPress objects during the pressing procedure.



Delivery forms

IPS e.max® Press Invex Liquid	1 x 1 l	597064
IPS e.max® Press Invex jar (empty)	1x	628336
IPS e.max® Press Invex Liquid	1 x 50 ml	630539

IPS e.max® Press / IPS e.max® CAD Material Shade Guides

The shade guides for press and CAD materials are supporting tools for determining the shade. To prevent cross-contamination in the oral cavity, the individual tabs and the entire shade guide are autoclavable. The shade tabs show the final shade, i.e. after pressing or crystallization. They thus help to check the shade, and they can also be used to check the quality of the crystallization process of IPS e.max® CAD restorations.



Delivery forms

IPS e.max® Press HO/MO Shade Guide	1x	597065
IPS e.max® CAD MO Shade Guide	1x	597067
IPS e.max® Press / IPS e.max CAD LT Shade Guide	1x	605523
IPS e.max® Press / IPS e.max CAD HT Shade Guide	1x	613998
IPS e.max® Press / IPS e.max CAD MT Shade Guide	1x	680311

IPS e.max® Ceram Material Shade Guide

For IPS e.max® Ceram, the Material Shade Guides are an integral part of the product concept. To prevent cross-contamination in the oral cavity, the individual tabs and the entire shade guide are autoclavable. For reasons of light refraction, the dentin shade tabs have been given an anatomical shape and surface structure. All the other shade tabs demonstrate a slight wedge shape, in order to better illustrate the translucency of the individual materials. To facilitate the distinction from the existing material shade guides (e.g. IPS d.SIGN®, IPS InLine®), the rods and holders of the IPS e.max Ceram material shade guides are light-grey.



Delivery forms

IPS e.max® Ceram Material Shade Guide	1 x each	
IPS e.max Ceram ZirLiner		597069
IPS e.max Ceram Margin A–D		597071
IPS e.max Ceram Deep Dentin A–D		597073
IPS e.max Ceram Power Dentin/Incisal		681621
IPS e.max Ceram Dentin A–D		597276
IPS e.max Ceram Incisal/Transpa		597074
IPS e.max Ceram Impulse		597075
IPS e.max Ceram Essence		597076
IPS e.max Ceram Bleach BL		602463
IPS e.max Ceram Gingiva		602464
IPS e.max Ceram Selection		685944

IPS e.max® Packaging

The IPS e.max® Material Box and the inserts are the ideal storage place in the laboratory for the various IPS e.max materials.



Delivery forms

IPS e.max® Packaging		
IPS e.max Material Box small (55 mm)	1x	597483
IPS e.max Material Box medium (80 mm)	1x	597484
IPS e.max Ceram Insert (for 22 refills)	1x	597485
IPS e.max Ceram Shade Insert (for 16 refills + 2 liquids)	1x	635843
IPS e.max Ceram Essence Insert (for 21 refills + 2 liquids)	1x	635844
IPS e.max Press/ZirPress Insert (for 24 refills)	1x	607668
IPS e.max CAD/ZirCAD Insert (for 6 refills)	1x	614248
IPS e.max Press Multi Ingot Insert (for 24 ingots)	1x	672835



IPS Empress® System

20 years ago, IPS Empress® revolutionized the processing of ceramics. Given the various advantages of leucite-reinforced glass-ceramic, such as esthetics and accuracy of fit, IPS Empress has established itself as the gold standard among users and patients. More than 40 million IPS Empress restorations speak for the durable lifelike appearance of the restorations, the continuing success, and the high quality standard.

In addition to the tried-and-tested and popular press technology, there are also alternative processing technologies available, such as CAD/CAM. With IPS Empress, the processing method can be freely selected, since IPS Empress CAD for the CAD/CAM technology is available in addition to the popular IPS Empress Esthetic.



IPS Empress® System

DENTAL TECHNICIANS	CAD/CAM USERS
<p style="text-align: center; font-weight: bold;">IPS Empress® Esthetic</p> <div style="text-align: center;">  </div> <p style="text-align: center;">Lab-fabricated ceramic restorations</p>	<p style="text-align: center; font-weight: bold;">IPS Empress® CAD</p> <div style="text-align: center;">  </div> <p style="text-align: center;">Lab- or chairside-fabricated ceramic restorations</p>

IPS Empress® Esthetic ingots

The IPS Empress® Esthetic ingots are made of leucite-reinforced glass-ceramic. The material has a mean flexural strength of 185 MPa. The ingots are suitable for fabricating adhesively-bonded single-tooth restorations using the press technique.



Delivery forms

IPS Empress® Esthetic Ingots	1 x 5 each
E T1	574553
E T2	574554
E TC1	574557
E TC2	574522
E TC3	574559
E TC4	574560
E TC5	574561
E TC0	574562
IPS Empress® Esthetic Ingots	2 x 5 each
E T1	574511
E T2	574512
E TC1	574515
E TC2	574516
E TC3	574517
E TC4	574518
E TC5	574519
E TC0	574520

IPS Empress® CAD

IPS Empress® CAD is associated with more than 20 years of successful clinical performance. It closely reproduces the natural tooth structure due to its distinct chameleon effect and lifelike fluorescence. IPS Empress CAD is known for exceptional esthetics, and it can be easily polished to a high gloss: grind – polish – done. The innovative polychromatic IPS Empress CAD Multi block is a particular highlight of the assortment. It is characterized by a natural-looking transition of the shade and fluorescence between the dentin and incisal areas.



Delivery forms

IPS Empress® CAD for CEREC® inLab® Multi Blocks

1 x 5 each

BL1 / I 12	607681
BL3 / I 12	607682
A1 / I 12	602592
A2 / I 12	602593
A3 / I 12	602594
A3.5 / I 12	602595
B1 / I 12	602596
BL1 / C 14	607683
BL3 / C 14	607684
A1 / C 14	602598
A2 / C 14	602599
A3 / C 14	602600
A3.5 / C 14	602601
B1 / C 14	602602
BL1 / C 14 L	607672
BL3 / C 14 L	607673
A1 / C 14 L	602604
A2 / C 14 L	602605
A3 / C 14 L	602606
A3.5 / C 14 L	602607
B1 / C 14 L	602608

IPS Empress® CAD for CEREC® inLab® HT Blocks

1 x 5 each

A1 / I 10	602510
A2 / I 10	602511
A3 / I 10	602512
A3.5 / I 10	602513
B1 / I 10	602514
B2 / I 10	602515
B3 / I 10	602516
C2 / I 10	602517
D3 / I 10	602518
A1 / I 12	602520
A2 / I 12	602521
A3 / I 12	602522
A3.5 / I 12	602523
B1 / I 12	602524
B2 / I 12	602525
B3 / I 12	602526
C2 / I 12	602527
D3 / I 12	602528



Delivery forms

IPS Empress® CAD for CEREC® inLab® LT Blocks

1 x 5 each

BL1 / I 12	602582
BL2 / I 12	602583
BL3 / I 12	602584
BL4 / I 12	602585
A1 / I 12	602557
A2 / I 12	602558
A3 / I 12	602559
A3.5 / I 12	602560
B1 / I 12	602561
B2 / I 12	602562
B3 / I 12	602563
C2 / I 12	602564
D3 / I 12	602565
BL1 / C 14	602587
BL2 / C 14	602588
BL3 / C 14	602589
BL4 / C 14	602590
A1 / C 14	602567
A2 / C 14	602568
A3 / C 14	602569
A3.5 / C 14	602570
B1 / C 14	602571
B2 / C 14	602572
B3 / C 14	602573
C2 / C 14	602574
D3 / C 14	602575

IPS Empress® Esthetic Veneer Wash Pastes

With the six standard Wash pastes, the pressed/reduced restorations are individually characterized. The ideal gradation of shade nuances allows the fabrication of highly esthetic restorations. Moreover, the five Wash paste modifiers (copper, orange, sky blue, basic yellow, basic red) permit the individual shading of the six standard Wash pastes.



Delivery forms

IPS Empress® Esthetic Veneer Wash Pastes	1 x 1 g each	
Neutral		579406
Low value		579407
High value		579408
MM light-salmon		579409
MM yellow-orange		579410
MM reddish-orange		579411
Modifier copper		579412
Modifier orange		579413
Modifier sky blue		579414
Modifier basic yellow		579415
Modifier basic red		579416

IPS Empress® Esthetic Veneer Incisal Opal

These opalescent materials are available in three different gradations (low, medium, and high translucency).



Delivery forms

IPS Empress® Esthetic Veneer Incisal Opal	1 x 20 g each	
Low translucent		579388
Medium translucent		579389
High translucent		579390

IPS Empress® Esthetic Veneer Incisal

The Incisal materials are available in six shade nuances (white, grey, orange, edge, yellow, orange-pink) and are used to apply additional characterizations in the incisal area.



Delivery forms

IPS Empress® Esthetic Veneer Incisal	1 x 20 g each	
White		579391
Grey		579392
Orange		579393
Edge		579394
Yellow		579397
Orange-pink		579398

IPS Empress® Esthetic Veneer Chroma Modifier

Supports the shade enhancement of the pressed/reduced restoration and is available in the shades 110/A1 and 210/A3.



Delivery forms

IPS Empress® Esthetic Veneer Chroma Modifier	1 x 20 g each	
110/A1		579395
210/A3		579396

IPS Empress® Esthetic Veneer Brightener

To increase the brightness value



Delivery forms

IPS Empress® Esthetic Veneer Brightener	1 x 20 g	579399
---	----------	--------

IPS Empress® Esthetic Veneer Transparent

The shaded Transparent materials are available in two nuances (blue and neutral).



Delivery forms

IPS Empress® Esthetic Veneer Transpa	1 x 20 g each	
Blue		579400
Neutral		579401

IPS Empress® Add-On 770 °C / 1418 °F

Low-fusing add-on material for subsequent adjustments, such as proximal and occlusal contacts for:

- IPS Empress® Esthetic restorations
- IPS Empress layering technique restorations



Delivery forms

IPS Empress® Add-On 770 °C / 1418 °F	1 x 20 g	564080
--------------------------------------	----------	--------

IPS Empress® Esthetic Veneer Build-Up Liquid

This liquid is used to mix the IPS Empress® Esthetic Veneer layering materials and IPS Empress Add-On 770°C / 1418°F.



Delivery forms

IPS Empress® Esthetic Veneer Build-Up Liquid	1 x 60 ml	579405
--	-----------	--------

IPS Empress® Investment Ring System

The Investment Ring System is used to sprue the contoured restorations. The 100-g Investment Ring System is suitable for single restorations, while the 200-g Investment Ring System is used for several single restorations. Given the different diameters of the pressed ingots and Alox plungers, the IPS Empress® Investment Ring System is only suitable for the materials of the IPS Empress System.



Delivery forms

IPS Empress® Investment Ring System		
Investment Base	3x	
Investment Gauge	3x	
100 g		554034
200 g		554035

IPS® Silicone Ring

- IPS® Silicone Ring 100 g for the IPS Empress® and IPS e.max® Investment Ring System 100 g
- IPS Silicone Ring 200 g for the IPS Empress and IPS e.max Investment Ring System 200 g



Delivery forms

IPS® Silicone Ring	1 x each	
100 g		590113AN
200 g		590114AN

IPS Empress® Alox Plunger

With the IPS Empress® Alox Plunger, the ceramic ingot in its softened state is pressed into the hollow space in the investment ring. It features a slightly smaller diameter and is somewhat longer than the IPS e.max® Alox Plunger and is, therefore, exclusively suitable for the IPS Empress System.



Delivery forms

IPS Empress® Alox Plunger	1x	554070
---------------------------	----	---------------

IPS Empress® Esthetic Material Shade Guide

This shade guide enables the shade determination of the IPS Empress® restorations already before the pressing procedure. The shade tabs demonstrate the shade of the respective ingots after pressing. To prevent cross-contamination in the oral cavity, the individual tabs and the entire shade guide are autoclavable.



Delivery forms

IPS Empress® Esthetic Ingots Material Shade Guide	1x	579403
IPS Empress® Esthetic Veneer Material Shade Guide	1x	579404

IPS Empress® CAD HT/LT Material Shade Guide A–D / BL

This shade guide shows the A–D and Bleach shades in which the IPS Empress® CAD materials are available. To prevent cross-contamination in the oral cavity, the individual tabs and the entire shade guide are autoclavable.



Delivery forms

IPS Empress® CAD HT/LT A–D/BL Material Shade Guide	1x	603418
---	-----------	---------------

IPS Empress® Packaging

The IPS Empress® Materials Box and the respective foamed material are used for optimum storage of the IPS Empress materials in the laboratory and the dental office.



Delivery forms

IPS Empress® Packaging		
IPS Empress Material Box small (55 mm)		602990
IPS Empress Esthetic Ingot Insert	1 x 30	602989
IPS Empress CAD Block Insert (for 15 Refills)	1x	602988
IPS Empress Universal Shade/Stains Insert (for 21 Refills)	1x	609450

IPS® PressVEST Premium

IPS® PressVEST Premium is a universal, phosphate-bonded investment material for the following Ivoclar Vivadent press ceramics:

- IPS e.max® Press
- IPS e.max ZirPress
- IPS InLine® PoM (Press-on-Metal ceramic)
- IPS Empress Esthetic

IPS PressVest Premium can be used in the popular speed heating procedure as well as with conventional heating methods. The high stability during the preheating phase allows materials with different expansion values to be processed. IPS PressVest Premium is therefore ideally suitable for milled and printed objects made from wax or acrylic. Due to the material's optimum properties, IPS PressVest Premium has only a slight reaction layer, which is very easy to remove, and allows for a silky smooth, homogeneous surface.

IPS PressVEST Premium **cannot** be used for metal casting, due to the high temperatures.

Delivery forms

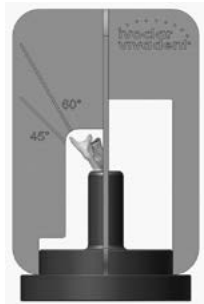
IPS® PressVEST Premium

Powder	1 x 2.5 kg	685585AN
	1 x 5 kg	685586AN
Liquid	1 x 500 ml	685587
	1 x 1 l	685588



IPS® Sprue Guide

The IPS® Sprue Guide is used to check the correct sprueing of the objects to be pressed on the investment ring base.



Delivery forms

IPS® Sprue Guide

100 g	1x	598993
200 g	1x	598994
300 g	1x	613780

IPS® UniTray

The IPS® UniTray is a universal firing tray that has been designed to accommodate objects to be fired, or pressed ingots and other auxiliaries on both sides. If the IPS UniTray is used in the ceramic furnace, the enclosed metal pins are suitable to place the restorations properly.



Delivery forms

IPS® UniTray

602231

IPS UniTray	1x
Metal Pins A	4x
Metal Pins B	4x
Metal Pins C	4x

IPS® Investment Ring Tongs

The IPS® Investment Ring Tongs have been designed to ensure safe working procedures. The tongs are used to place the press ceramic ingots and Alox plunger in the investment ring prior to pressing.



Delivery forms

IPS® Investment Ring Tongs	1x	554073
----------------------------	----	--------

Tweezers



Delivery forms

Tweezers	1x	554069
----------	----	--------

IPS® Spatula



Delivery forms

IPS® Spatula	1x	635529
--------------	----	--------

Modelling Brushes

These red marten modelling brushes are used to layer the ceramic materials.

Sizes: 00, 0, 1, 2, 4, 6, 10, G2, G4



Delivery forms

Modelling Brushes Assortment		530381
-------------------------------------	--	---------------

Modelling Brushes (sizes: 00, 0, 1, 2, 4, 6, 10, G2, G4)	9x	
--	----	--

Modelling Brushes Refill	1x each	
---------------------------------	----------------	--

00		530382
0		530383
1		530384
2		530385
4		530386
6		530387
10		530388
G2		530389
G4		530390

IPS® Natural Die Material Shade Guide

Determination of the preparation shade in the fabrication of all-ceramic restorations

The IPS Natural Die Material shade guide enables optimum selection of the shade after preparation. The shade is selected on the basis of the most severely discoloured part of the prepared tooth.

The IPS Natural Die Material allows you to fabricate a customized model die with which you can then accurately select the shade and brightness of all-ceramic restorations.

Indication:

- Determination of the preparation shade after tooth preparation

Advantages:

- Easy and accurate reproduction of shades due to having determined the preparation shade
- Fabrication of a customized model die
- Autoclavable

Shades:

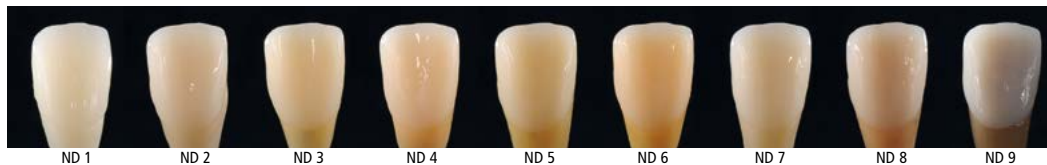
- 9 (ND 1, ND 2, ND 3, ND 4, ND 5, ND 6, ND 7, ND 8, ND 9)



Delivery forms

IPS® Natural Die Material Kit		597078
IPS Natural Die Material, all 9 shades	9 x 8 g	
IPS Natural Die Material Separator	1 x 20 g	
IPS Natural Die Material Shade Guide	1x	
Various accessories		
IPS Natural Die Material Kit Promo		
IPS Natural Die Material Kit (597078)	1x	
IPS Natural Die Material Shade Guide	4x	
Refills IPS Natural Die Material	8 g each	
ND 1		597080
ND 2		597081
ND 3		597082
ND 4		597083
ND 5		597084
ND 6		597085
ND 7		597086
ND 8		597087
ND 9		597088
IPS Natural Die Material Separator	1 x 20 g	597089
Die pins	10x	554028
IPS Condenser	10x	554030
IPS Natural Die Material Shade Guide (autoclavable)		597090

Influence of the preparation shade



Restoration: veneer (0.5 mm, IPS e.max® CAD HT B1)
Luting material: Variolink® Esthetic, neutral
Preparation shade: IPS® Natural Die Material, ND 1 – ND 9

IPS® Object Fix Flow / IPS® Object Fix Putty

IPS® Object Fix auxiliary firing pastes with different viscosity to support all-ceramic restorations during firing and crystallization. The pastes are used to stabilize and secure the restorations on the silicon nitride support pins or directly on the silicon nitride firing tray. IPS Object Fix Putty and IPS Object Fix Flow are easy to apply and remove after the firing procedure.



Delivery forms

IPS® Object Fix

Flow	1 x 10 ml	605525AN
Putty	1 x 10 g	605526 AN

All-Ceramic Preparation Guide

The three-dimensional preparation guide from Ivoclar Vivadent visualizes the proper preparation of teeth for all-ceramic restorations. The model furthermore shows the minimum preparation requirements and the indications of IPS Empress® and IPS e.max® restorations. The model comes with an illustrated booklet which features the preparation recommendations. The booklet is also available separately.



Delivery forms

All-Ceramic Preparation Guide Edition II	630548
All-Ceramic Preparation Guidelines (D/E)	631797

IPS Ivocolor®

Universal stains and glazes



One for all



IPS Ivocolor® Starter Kit

The IPS Ivocolor® Starter Kit is the universal stains and glaze range for all IPS ceramic materials. The IPS Ivocolor Starter Kit features the most popular shade pastes, essence powders, a glaze paste, a glaze powder, two mixing liquids and two material shade guides. The IPS Ivocolor Starter Kit is supplied in the material box and can be individually supplemented with other products.



Delivery forms

IPS Ivocolor® Starter Kit	667649
IPS Ivocolor Essence, shades: E 01 white, E 02 creme, E 10 mahogany, E 17 anthracite, E 21 basic red	1 x 1.8 g each
IPS Ivocolor Shade Dentin, shades: SD1, SD2, SD4	1 x 3 g each
IPS Ivocolor Shade Incisal, shades: SI1, SI3	1 x 3 g each
IPS Ivocolor Glaze Powder	1x 1.8 g
IPS Ivocolor Glaze Paste	1 x 3 g
IPS Ivocolor Mixing Liquid (allround)	1 x 15 ml
IPS Ivocolor Essence Fluid	1 x 15 ml
IPS Ivocolor Essence Material Shade Guide	1x
IPS Ivocolor Shade Material Shade Guide	1x
Modelling brushes	1x

IPS Ivocolor® Essence Kit

The IPS Ivocolor® Essence Kit contains all IPS Ivocolor Essence shade powders, glaze powders and the corresponding mixing liquids. The IPS Ivocolor Essence Kit comes with the Essence Material Shade Guide.



Delivery forms

IPS Ivocolor® Essence Kit	667650
IPS Ivocolor Essence, shades: E 01 white, E 02 creme, E 03 lemon, E 10 mahogany, E 17 anthracite, E 21 basic red, E 04 sunset, E 05 copper, E 06 hazel, E 07 olive, E 08 khaki, E 09 terracotta, E 10 mahogany, E 11 cappuccino, E 12 espresso, E 13 terra, E 14 profundo, E 15 ocean, E 16 sapphire, E 17 anthracite, E 18 black, E 19 rose, E 20 coral, E 21 basic red, E 22 basic yellow, E 23 basic blue	1 x 1.8 g each
IPS Ivocolor Glaze Powder	1 x 5 g
IPS Ivocolor Glaze Powder FLUO	1 x 5 g
IPS Ivocolor Mixing Liquid (allround)	1 x 15 ml
IPS Ivocolor Essence Fluid	1 x 15 ml
IPS Ivocolor Essence Material Shade Guide	1x

IPS Ivocolor® Shade Kit

The IPS Ivocolor® Shade Kit contains nine Shade Dentin materials, three Ivocolor Shade Incisal materials, glaze pastes and mixing liquids. The kit is supplemented by the IPS Ivocolor Shade Material Shade Guide.



Delivery forms

IPS Ivocolor® Shade Kit	667651
IPS Ivocolor Shade Dentin, shades: SD0, SD1, SD2, SD3, SD4, SD5, SD6, SD7, SD8	1 x 3 g each
IPS Ivocolor Shade Incisal, shades: SI1, SI2, SI3	1 x 3 g each
IPS Ivocolor Glaze Paste	1 x 3 g
IPS Ivocolor Glaze Paste FLUO	1 x 3 g
IPS Ivocolor Mixing Liquid (allround)	1 x 15 ml
IPS Ivocolor Mixing Liquid (longlife)	1 x 15 ml
IPS Ivocolor Shade Material Shade Guide	

IPS Ivocolor® Essence

IPS Ivocolor® Essence consists of 23 shade powders designed for intensifying the shade of the layering materials, internal characterizations and surface characterizations of the fired restoration. The shade powders exhibit varying levels of fluorescence, depending on the shade.



Delivery forms

IPS Ivocolor® Essence	1 x 1.8 g each
white	667652
creme	667653
lemon	667654
sunset	667655
copper	667656
hazel	667657
olive	667658
khaki	667659
teracotta	667660
mahogany	667661
cappu	667662
espresso	667663
terra	667664
profundo	667665
ocean	667666
sapphire	667667
anthracite	667668
black	667669
rose	667670
coral	667671
basic red	667672
basic yell	667673
basic blue	667674

IPS Ivocolor® Shade

- **Nine IPS Ivocolor® Shade Dentin pastes** are available for the surface characterization of restorations in the desired A–D and Chromascop® tooth shade.
- **Three IPS Ivocolor® Shade Incisal pastes** are available for the customization of the incisal area.



Delivery forms

IPS Ivocolor® Shade	1 x 3 g each
SD0	667675
SD1	667676
SD2	667677
SD3	667678
SD4	667679
SD5	667680
SD6	667681
SD7	667682
SD8	667813
IPS Ivocolor® Shade Incisal	1 x 3 g each
SI1	667683
SI2	667684
SI3	667685

IPS Ivocolor® Glaze

- **IPS Ivocolor® Glaze Paste** is a new, thixotropic glaze paste for a high degree of gloss in only one firing cycle. The glaze is available with or without fluorescence and is compatible with all IPS ceramics.
- **IPS Ivocolor Glaze Powder** impresses users with its excellent mixing and handling behaviour and is ideally suited for the glazing of layering ceramics.



Delivery forms

IPS Ivocolor® Glaze Powder	1 x 1.8 g	667686
	1 x 5 g	667688
IPS Ivocolor® Glaze Powder FLUO	1 x 1.8 g	667687
	1 x 5 g	667689
IPS Ivocolor® Glaze Paste	1 x 3 g	667690
	1 x 9 g	667692
IPS Ivocolor® Glaze Paste FLUO	1 x 3 g	667691
	1 x 9 g	667693

IPS Ivocolor® Mixing Liquids

IPS Ivocolor® Mixing Liquids are suitable for the mixing and diluting of all IPS Ivocolor powders and pastes.

- **IPS Ivocolor Mixing Liquid allround** has a low viscosity. Mixed powders remain applicable for a shorter period of time (approx. ½ day).
- **IPS Ivocolor Mixing Liquid longlife** produces a higher viscosity and remains applicable for a longer period of time (approx. 1 week).



Delivery forms

IPS Ivocolor® Mixing Liquid allround	1 x 15 ml	667694
IPS Ivocolor® Mixing Liquid longlife	1 x 15 ml	667695

IPS Ivocolor® Essence Fluid

IPS Ivocolor® Essence Fluid is only suitable for the mixing of IPS Ivocolor Essence. Mixing IPS Ivocolor Essence Fluid with the shade powders results in a paste-like consistency.



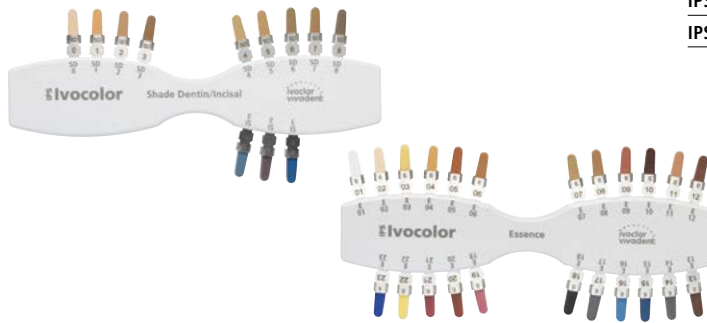
Delivery forms

IPS Ivocolor® Essence Fluid	1 x 15 ml	667696
-----------------------------	-----------	--------

IPS Ivocolor® Material Shade Guide

Delivery forms

IPS Ivocolor® Dentin/Incisal Material Shade Guide	1x	668575
IPS Ivocolor® Essence Material Shade Guide	1x	668544



Product Combinations

Cement	Esthetic Luting Composite		Self-adhesive resin cement
	Variolink® Esthetic		SpeedCEM® Plus
	Light-cure ¹	Light-/Dual-cure	Self-curing with light-curing option
Curing Mode			
Cementation Method	Adhesive: Adhese® Universal	Adhesive: Adhese® Universal	Self-adhesive
Glass-Ceramics, e.g. IPS Empress®			
Veneers	✓	✓	
Inlays/Onlays/Partial Crowns	✓	✓	
Crowns		✓	
Lithium Disilicate, e.g. IPS e.max® CAD/Press			
Veneers/Occlusal Veneers	✓	✓	
Inlays/Onlays/Partial Crowns	✓	✓	
Crowns/Bridges		✓	✓ ²
Oxide Ceramics, e.g. IPS e.max® ZirCAD			
Crowns/Bridges			✓
Endodontic Posts			✓
Hybrid Ceramics and Composites, e.g. Tetric® CAD			
Veneers	✓	✓	
Inlays/Onlays	✓	✓	
Crowns		✓	
Endodontic Posts			✓
Metal / Metal-Based			
Inlays/Onlays/Partial crowns			✓
Crowns/Bridges			✓
Maryland Bridges		✓	
Endodontic Posts			✓

¹ Restorations with a layer thickness of < 2 mm

² Crowns with a material thickness of > 1.5 mm

✓ Recommended product combination



Please take note of the corresponding Instructions for Use.

IPS® Ceramic Etching Gel

The IPS® Ceramic Etching Gel is used for the creation of retentive bonding surfaces on all-ceramic restorations to prepare for cementation. It enhances the bonding effect between the composite cement and the ceramic bonding surface.



Delivery forms

IPS® Ceramic Etching Gel Kit	531550	
IPS Ceramic Etching Gel	1 x 5 ml	
Neutralizing Powder	1 x 30 g	
Dosing Scoop	1x	
Refill		
IPS Ceramic Etching Gel	1 x 5 ml	531548
Neutralizing Powder	1 x 30 g	531549

Monobond® Plus

Universal single-component bonding agent that is used to establish an adhesive bond between luting composites (e.g. Variolink® and Multilink® products) and all indirect restorative materials (glass-/oxide-ceramic, metal, composite, fibre-reinforced composite).



Delivery forms

Monobond® Plus can be ordered directly from clinical trade partners.

Monobond Etch & Prime®

Monobond Etch & Prime® is a single-component ceramic primer that allows **glass-ceramic surfaces** to be etched and silanated in one easy step.



Delivery forms

Monobond Etch & Prime® can be ordered directly from clinical trade partners.

Total Etch

Total Etch is used to condition the preparation for adhesive cementation of the IPS Empress® CAD restorations. It is a 37% phosphoric acid gel for enamel etching and dentin conditioning for the adhesive cementation of all-ceramic restorations.



Delivery forms

Total Etch can be ordered directly from clinical trade partners.

Adhese® Universal

The universal adhesive

Adhese® Universal is a single-component, light-cured adhesive for direct and indirect bonding procedures that features compatibility with all etching techniques: self-etch, selective-enamel-etch and total-etch. Adhese Universal is available in the unique VivaPen® delivery for fast and convenient direct intra-oral application with minimal waste to optimize cost-effectiveness.



Delivery forms

Adhese® Universal can be ordered directly from clinical trade partners.

Excite® F DSC

This is a dual-curing single-component bonding agent with fluoride release for the adhesive cementation of metal-free restorations, root canal posts, and adhesive core build-ups.



Delivery forms

Excite® F DSC can be ordered directly from clinical trade partners.

Syntac® and Heliobond

Syntac® is the tried-and-tested multi-component adhesive. The adhesive bond between the enamel and dentin is achieved by the consecutive application of Syntac Primer, Syntac Adhesive, and Heliobond.



Delivery forms

Syntac® and Heliobond can be ordered directly from clinical trade partners.

Variolink® Esthetic

Variolink® Esthetic is an esthetic light- and dual-curing luting composite for the permanent cementation of demanding ceramic and composite restorations.



Delivery forms

Variolink® Esthetic can be ordered directly from clinical trade partners.

Multilink® Automix

Self-curing luting composite with light-curing option for the adhesive cementation of indirect restorations made of metal, all-ceramics, metal-ceramics and composite materials.



Delivery forms

Multilink® Automix can be ordered directly from clinical trade partners.

Multilink® Hybrid Abutment

Self-curing luting composite for the permanent cementation of lithium disilicate (LS₂) glass-ceramic and zirconium oxide ceramic structures on implant sleeves made of titanium/titanium alloy and zirconium oxide.



Delivery forms

Multilink® Hybrid Abutment can be ordered directly from clinical trade partners.

SpeedCEM® Plus

Self-adhesive, self-curing resin cement with light-curing option for the cementation of restorations made of zirconium oxide and metal-ceramics and for the cementation of restorations on implant abutments.



Delivery forms

SpeedCEM® Plus can be ordered directly from clinical trade partners.

Vivaglass® CEM

Vivaglass® CEM is an esthetic glass-ionomer cement for the conventional cementation of high-strength all-ceramic restorations, such as IPS e.max. Vivaglass CEM contains a particularly transparent glass filler for achieving esthetic results.




Delivery forms

Vivaglass® CEM can be ordered directly from clinical trade partners.

Programat[®]

The next generation of ceramic furnaces

Efficient
firing in
perfection.



Programat® P310

With its compact design, the Programat® P310 focuses on the essentials and is therefore the optimal ceramic furnace for the daily lab routine. Thanks to the colour touch screen display and the proven membrane-sealed keypad, this furnace has become even simpler to operate than its predecessor model P300.

The furnace is equipped with numerous Ivoclar Vivadent programs, which are coordinated with materials such as IPS e.max®, IPS Style®, IPS d.SIGN®, IPS InLine® and IPS Empress® system, to ensure immediate use of the furnace without programming. Furthermore, 300 individual program settings are available. Depending on the scope of the application, the user can select between different operating modes (normal, protected and production).

Furthermore, the Programat P310 is equipped with the QTK2 muffle technology, which is responsible for the homogeneous heat distribution in the firing chamber, leading to optimum firing results and a prolonged life cycle of the heating element. Finally, the new vacuum pump control system with double valve technology ensures noiseless and power-saving operation of the Programat P310.

Technical Data:

- Voltage: 110–120 V / 50–60 Hz
200–240 V / 50–60 Hz
- Dimensions (closed): Depth: 465 mm
Width: 320/390 mm (with cooling tray)
Height: 320 mm
- Firing chamber: Diameter: 90 mm, height: 80 mm
- Max. firing temperature: 1200°C

Colour: white



Advantages:

- Colour touch screen display and proven membrane-sealed keypad
- Easy operation thanks to large icons
- QTK2 muffle technology with SiC bottom reflector
- Power-saving technology
- Optical Status Display (OSD)
- Modern, ergonomic and compact design
- Software updates via USB flash drive
- USB and Ethernet interface
- Remote diagnostics via Internet, e-mail and data log files
- TSP function (Thermo Shock Protection)
- Selection of three different operating modes (normal, protected, production)
- Large cooling tray
- Vacuum parameter wizard
- Integrated tong holder
- 300 individual firing programs
- Double valve vacuum technology
- Demountable furnace head
- Power Fail Save System

Delivery forms

Programat® P310 (white)	200–240 V/50–60 Hz*	645987
Programat P310		
Power cord		
Vacuum hose		
Cooling tray		
SiC firing table		
Firing Tray Kit 2		
Temperature Checking Set		
Extra fuses		
USB download cable		
Ethernet cable		
Programat USB flash drive		
Various accessories		

* other voltage versions available

Programat® P510

The Programat® P510 combines high-tech and modern design in a very efficient and user-friendly furnace. The intelligent Programat Infrared Technology speeds up the firing process by 20 per cent and enhances the quality of the firing results – irrespective of the size or the number of restorations in the firing chamber. The new thermal imaging camera automatically controls the predrying and closing process.

The Programat P510 is operated by means of the large 7-inch colour touch screen display and the proven membrane-sealed keypad.

Furthermore, multimedia files (pictures, videos, files in MP3 format) can be transferred directly via the integrated SD card reader or USB flash drive and viewed on the high-resolution display.

With the help of the patented Digital Shade Assistant (DSA) the selection of the tooth shade can be achieved instantly. The software compares the tooth to be analyzed with three pre-selected shade guide teeth in one image. A special image processing software recognizes the tooth to be analyzed and the three shade guide teeth. The best matching tooth shade will be displayed as a result on the furnace screen.

The QTK2 muffle technology represents a further innovation of the Programat P510. It is responsible for ensuring homogeneous heat distribution and a prolonged life cycle of the heating element.

Finally, the new vacuum pump control system with double valve technology ensures noiseless and power-saving operation.

In addition to the many Ivoclar Vivadent programs, which are coordinated with materials such as IPS e.max®, IPS d.SIGN®, IPS InLine® and IPS Empress® system, the furnace features 500 individual programs.

Technical Data:

- Voltage: 110–120 V / 50–60 Hz
200–240 V / 50–60 Hz
- Dimensions (closed): Depth: 495 mm
Width: 320/395 mm (with cooling tray)
Height: 320 mm
- Firing chamber: Diameter: 90 mm, height: 80 mm
- Max. firing temperature: 1200°C

Colour: white



Advantages:

- Integrated infrared thermal imaging camera ensures an optimum predrying process
- Large colour touch screen display and proven membrane-sealed keypad
- QTK2 muffle technology with SiC bottom reflector
- Easy operation thanks to large icons
- Automatic double-range temperature calibration (ATK2)
- Remote diagnostics via Internet, e-mail and data log files
- Optical status and progress display (OSD)
- Modern and ergonomic design
- Power-saving technology
- Software update via USB flash drive
- Modern interfaces (USB, Ethernet interface, SD card reader)
- Programat WLAN Kit for wireless data transfer (software updates, PrograBase X10)
- Selection of three different operating modes (normal, protected, production)
- Large cooling tray
- Vacuum parameter wizard
- Integrated tong holder
- 500 individual firing programs
- Double valve vacuum technology
- Removable furnace head
- Power Fail Save System
- Multimedia functions (video player, MP3 player, photo viewer)
- Integrated timer

Delivery forms

Programat® P510 (white)	200–240 V/50–60 Hz*	645988
Programat P510		
Power cord		
Vacuum hose		
Cooling tray		
SiC firing table		
Firing Tray Kit 2		
Automatic Temperature Checking Set ATK2 (test set)		
Extra fuses		
USB download cable		
Programat USB flash drive		
Programat WLAN Kit		
DSA Holder Kit		
Various accessories		

* other voltage versions available



Programat® P710

Programat® P710 is the premium furnace of the Programat family and distinguishes itself with its innovative technology and exclusive design. The use of intelligent infrared technology significantly heightens the process reliability. The result is a superior quality of the fired objects independent of the size and number of the restorations placed in the firing chamber. A thermographic camera calculates the most suitable pre-drying and closing parameters for each firing cycle. Depending on the type of restoration, the firing process can be completed up to 20 per cent quicker.

The unit features the new IRT2 function. This function enables contact-free measurement of the temperature on the surface of the restoration while the furnace opens after the firing cycle and indicates the best time for removing the fired restoration from the furnace. With the help of the patented Digital Shade Assistant (DSA) the selection of the tooth shade can be achieved in a snap. Special image processing software compares the tooth to be analyzed with three pre-selected shade guide teeth in a picture and selects the best matching one.

Another highlight is the built-in Bluetooth hands-free phone system, which connects the user's mobile phone (Bluetooth enabled) with the furnace. The personal contact list is automatically displayed on the furnace screen.

The integrated Bluetooth hands-free system enables phone calls during which the operator's hands stay free.

The Programat P710 is easy to operate by means of the 7-inch large colour touch screen display and the proven membrane-sealed keypad.

Multimedia data (PDF, images, video and MP3 files) can easily be transferred to the furnace via SD card reader or USB flash drive. In addition to the numerous Ivoclar Vivadent materials such as IPS e.max®, IPS d.SIGN®, IPS InLine® and IPS Empress®, which are optimally coordinated with this system, 700 individual programs are available.

Technical Data:

- Voltage: 110–120 V/50–60 Hz
200–240 V/50–60 Hz
- Dimensions (closed): Depth: 495 mm
Width: 320/395 mm (with cooling tray)
Height: 320 mm
- Firing chamber: Diameter 90 mm, height: 80 mm
- Max. firing temperature: 1200 °C

Colour:

Standard colour: white



Advantages:

- Integrated infrared thermal camera for optimal pre-drying processes
- Furnace with built-in DSA function for the digital analysis of the tooth shade
- Integrated Bluetooth hands-free system
- Three-step heating and two-step cooling programs
- PDF viewer
- Gloss adjustment assistant
- Acoustic voice output in 25 languages
- Large colour touch screen display incl. the proven membrane-sealed keypad
- Multimedia functions (PDF, images, video and MP3 player)
- QTK2 muffle technology with SiC bottom reflector
- Automatic double-range temperature calibration (ATK2)
- Remote diagnosis via internet (e-mail and data log files)
- OSD operating and progress display
- Power Saving Technology
- Software update via USB flash drive
- Modern interfaces (USB flash drive, ethernet interface, SC card reader)
- Programat WLAN kit for wireless data exchange (software updates, PrograBase X10)
- Three different operating modes available (normal, protected, production)
- Large firing tray
- Vacuum parameter wizard
- Integrated tong holder
- 700 individual programs
- Double-valve vacuum technology
- Removable furnace head
- Power Fail Save system
- Integrated timer

Delivery forms

Programat® P710 (white)	200–240 V/50–60 Hz*	645989
Programat P710		
Power cord		
Vacuum hose		
Programat Firing Tray Kit 2		
Automatic Temperature Checking Set ATK2 (test set)		
USB download cable		
Ethernet cable		
Programat USB flash drive		
Programat WLAN Kit		
Programat Bluetooth Kit		
DSA Holder Kit		
Extra fuses		
A–D Shade Guide		
Various accessories		

* other voltage versions available



Vacuum Pump VP5

The high-performance Vacuum Pump VP5 has been especially developed for the Ivoclar Vivadent ceramic and press furnaces. The pump features a very high delivery rate. In addition, it is characterized by a distinct design and a carrying handle for convenient relocation.

Technical Data:

- Voltage: 220– 240 V / 50 – 60 Hz
200 V / 50 – 60 Hz
115 V / 50 – 60 Hz
100 V / 50 – 60 Hz
- Power consumption: 80 Watt
- Final vacuum: approx. 20 mbar

Colour:

- Standard colour: white (no special colours available)



Advantages:

- Modern, ergonomic design
- High vacuum performance
- High final vacuum (approx. 20 mbar **)
- High running smoothness
- Integrated carrying handle

Delivery forms

Vacuum Pump VP5 (white)	230 V/ 50–60 Hz*	666308
Vacuum Pump VP5		1x
Sound absorber		1x
Vacuump Pump Filter Kit		1x

* other voltage versions available

** measured with a 4-liter test container

Vacuum Pump VP3 easy

The small and light-weight VP3 easy vacuum pump is suitable for the evacuation of the firing chamber in Ivoclar Vivadent ceramic furnaces. However, the vacuum pump is not suitable for press furnaces. The diaphragm pump is characterized by low weight and extremely small dimensions.

Technical Data:

- Voltage: 230 V / 50 – 60 Hz
200 V / 50 – 60 Hz
115 V / 50 – 60 Hz
- Power consumption: 70 W
- Dimensions: W 140 x H 130 x D 210 mm
- Final vacuum: approx. 40 mbar

Colour:

- Standard colour: grey



Advantages:

- Light weight
- Small dimensions
- Final vacuum: approx. 40 mbar

Delivery forms

Vacuum Pump VP3 easy (grey)	230 V/ 50–60 Hz*	594554
Vacuum Pump VP3 easy		1x
Sound absorber		1x
Vacuump Pump Filter Kit		1x

* other voltage versions available

Vacuum Pump Filter Kit

This vacuum pump filter kit protects the vacuum pump from contamination.



Delivery forms

Vacuum Pump Filter Kit		680188
Vacuum Pump Filter Kit	1x	
Vacuum hose 200 mm	1x	

Programat® Firing Tray Kit 2

The Firing Tray Kit 2 was specially developed for the Programat® furnaces. The support pins can be individually mounted to the firing tray if required.



Delivery forms

Programat® Firing Tray Kit		655946
Firing trays	2x	
Support pins A	6x	
Support pins B	6x	
Fan pins	2x	
Ceramic sleeves	2x	
Hobbyceram pen	1x	

Metal Pins for Firing Tray

The support pins can be used for the Programat® firing tray and can be mounted to the honeycomb firing tray if required.



Delivery forms

Metal Pins for Firing Tray, Refill		626698
Metal pins A	4x	
Metal pins B	4x	
Metal pins C	4x	

Ceramic Sleeves for Metal Pins

The ceramic sleeves can be placed on the metal pins to avoid that metal-free restorations come in contact with the metal pins.



Delivery forms

Ceramic Sleeves for Metal Pins Refill		666068
Ceramic sleeves	10x	

Temperature Checking Set 2

The temperature checking set is used to check and adjust the temperature in the Programat furnace chamber (for Programat® P200, P300, P310, Programat X1, etc.).



Delivery forms

Temperature Checking Set 2	544903	
Sample holder	2x	
Silver test wires	10x	

Silver Test Wires

Refill package containing 5 silver test wires for the Temperature Checking Set 2.



Delivery forms

Silver Test Wires Refill	5x	545634
--------------------------	----	--------

Automatic Temperature Checking Set "ATK2"

The Automatic Temperature Checking set "ATK2" is used to check and adjust the firing temperatures in furnaces with automatic calibration programs for the ATK2 system (e.g. Programat® P500, P510, P700, P710, CS, CS2, CS3, EP 3000, EP 3010, EP 5000, EP 5010).

The simultaneous double-range calibration is a special feature of the ATK2.



Delivery forms

Automatic Temperature Checking Set "ATK2"	598833	
ATK2 samples	5x	

Automatic Temperature Checking Set 1 (ATK1)

This Automatic Temperature Checking set is used to check and adjust the firing and press temperatures in furnaces with automatic calibration programs (e.g. EP 600 and EP 600 Combi).



Delivery forms

Automatic Temperature Checking Set 1	559358
Contact pins	2x
Ceramic base block	1x
Melting samples	5x

ATK 1 Melting Samples

10 melting samples for the Automatic Temperature Checking Set 1.



Delivery forms

ATK1 Melting Samples Refill	10x	559359
-----------------------------	-----	--------

ATK 1 Contact Pins / Ceramic Base Block

10 contact pins and 5 ceramic base blocks for the Automatic Temperature Checking Set 1.



Delivery forms

ATK1 Contact Pins / Ceramic Base Block Refill	10x	559582
Contact pins	10x	
Ceramic base block	5x	

Firing Tongs

These firing tongs are used to place objects in the firing chamber. High precision and excellent material quality are the special features of these tongs.



Delivery forms

Firing Tongs	1x	530665
---------------------	-----------	---------------

Programat® Tong Holder

The Programat® tong holder can be mounted to the Programat housing and permits convenient placement of the firing tongs.

For Programat P300, P500, P700,
EP 3000, EP 5000



For Programat CS2, CS3, P310, P510,
P710, EP 3010, EP 5010



Delivery forms

Programat® Tong Holder	1x	607538
-------------------------------	-----------	---------------

(for Programat P300, P500, P700, EP 3000, EP 5000)

Programat® Tong Holder xx10	1x	655945
------------------------------------	-----------	---------------

(for Programat CS2, CS3, P310, P510, P710, EP 3010, EP 5010)

USB Download Cable

You can update/upgrade the equipment software via PC / laptop using the USB download cable.

In addition, the USB download cable is suitable to control the furnace by means of the PrograBase 3 or PrograBase X10 software from the PC and to protocol firing data.



Delivery forms

USB Download Cable Type A-B, 1.8 m	1x	597183
---	-----------	---------------

Programat® WLAN Kit

The WLAN Kit is used for the wireless data transfer (e.g. for Programat® CS3, P510, EP 5010).



(symbolic figure)

Delivery forms

Programat® WLAN Kit	1x	655949
----------------------------	-----------	---------------

Programat® WLAN/Bluetooth Kit

This kit comprises a WLAN flash drive for wireless data transfer and a Bluetooth flash drive for the hands-free telephone calling system (for Programat® P710).



(symbolic figure)

Delivery forms

Programat® WLAN/Bluetooth Kit	1x	679915
--------------------------------------	-----------	---------------

Programat® USB Flash Drive

Individual programs and data can be saved on the USB flash drive.



Delivery forms

Programat® USB Flash Drive	1x	598601
-----------------------------------	-----------	---------------

Programat® Display Cleaning Cloth

This special cloth can be used to clean the display and the glass of the IR sensor.



Delivery forms

Programat® Display Cleaning Cloth	1x	655947
--	-----------	---------------

Digital Shade Assistant Starter Kit

The Digital Shade Assistant Starter Kit is especially designed for digital shade selection, including all components the user needs. The Digital Shade Assistant Holder is used for holding the shade guide teeth.



Delivery forms

Digital Shade Assistant Kit	679917
Digital Shade Assistant Holder	3x
A-D Shade Guide	1x

Digital Shade Assistant Holder Kit

The Digital Shade Assistant Holder is used for holding the shade guide teeth for the DSA function.



Delivery forms

Digital Shade Assistant Holder Kit	679916
Digital Shade Assistant Holder	2x

Programat® EP 3010

The Programat® EP 3010 is a compact combination furnace of the latest generation of the Programat series and may be used as both a press and a ceramic furnace. It is characterized by cost effectiveness and high-quality press and firing results. In addition, the Programat EP 3010 is optimally coordinated with Ivoclar Vivadent press ceramic materials such as IPS e.max Press.

In comparison to its predecessor model EP 3000, the operation of the Programat EP 3010 has become even simpler due to the new colour touch display, the modern icons, the intuitive menu-based navigation and the proven membrane-sealed keypad. The new QTK2 heating muffle in combination with the SiC bottom reflector ensures homogeneous heat distribution in the firing chamber. As a result, the investment ring is preheated more evenly and reliably. Furthermore, these features enable the user to press difficult-to-press objects, e.g. with very thin marginal areas, and to achieve even higher quality results.

The electronic press drive with force sensor ensures the precise control of the press plunger in the micrometre range. The integrated Crack Detection System (CDS) immediately interrupts the press process if a crack in the investment ring occurs. Therefore, restorations are optimally protected.

Due to the new patented and Fully automatic Press Function (FPF), pressing is now even easier and more economical. All you need to do is put the investment ring into the furnace and press the start button - everything else is performed by the furnace itself. It chooses the press program, automatically heats the press chamber to the appropriate temperature and presses the fluid ceramic into the investment ring at the right time. Even post-pressing and cooling are controlled fully automatically – simply by touching a button.

Technical Data:

- Voltage: 110–120 V/50–60 Hz
200–240 V/50–60 Hz
- Dimensions (closed): Depth: 465 mm
Width: 320/390 mm (with cooling tray)
Height: 550 mm
- Firing chamber: Diameter: 90 mm, height: 80 mm
- Max. firing temperature: 1200°C

Colour: white

Advantages:

- Programs are optimally coordinated with Ivoclar Vivadent materials
- QTK2 muffle technology with SiC bottom reflector for homogeneous heat distribution
- Colour touch screen display and proven membrane-sealed keypad for easy operation
- Electronic press drive with force sensor produces high-quality press results. No compressed air connection required
- Crack Detection System detects cracks in the investment ring
- Easy and automatic temperature calibration at two reference points (ATK2)
- Simple software update via USB flash drive
- Remote diagnosis function via data file for optimum support by a service centre
- Broad range of programs: 300 individual firing and 20 individual press programs
- Power Saving Technology for power-saving operation

Delivery forms

Programat® EP 3010 (white)	200–240 V/50–60 Hz*	645990
Programat EP 3010		
Power cord		
Vacuum hose		
Cooling tray		
SiC firing plate		
Firing Tray Kit 2		
Automatic Temperature Checking Set ATK2 (test set)		
Extra fuses		
USB download cable		
Ethernet cable		
Programat USB flash drive		
Display cleaning cloth		
Tong holder		
Investment ring cooling grid		
Various accessories		

* other voltage versions available



Programat® EP 5010

The Programat® EP 5010 is a premium combination furnace of the latest generation of the Programat series and may be used as both a press and a ceramic furnace. This highly innovative, efficient and user-friendly furnace model optimally combines sophisticated design and advanced technology.

The Programat EP 5010 features an integrated thermal imaging camera. The Programat Infrared Technology measures the exact temperature at the surface of the fired object or the investment ring. By means of the temperature control of the preheated investment ring, the preheating furnace and the press furnace can be optimally coordinated with each other. If the investment ring is preheated insufficiently, a warning is automatically displayed. If the furnace is used in the firing mode, the camera automatically controls the closing and predrying process. Thus, the integrated infrared technology provides a wealth of new possibilities which increase the furnace's user-friendliness, process reliability and efficiency. With the help of the patented Digital Shade Assistant (DSA) the selection of the tooth shade can be achieved in a snap. Special image processing software compares the tooth to be analyzed with three pre-selected shade guide teeth in a picture and selects the best matching one.

The Programat EP 5010 can be intuitively operated by means of the large 7-inch colour touch screen display and the proven membrane-sealed keypad. In addition to the many Ivoclar Vivadent programs, which are specially coordinated with materials such as IPS e.max® Press, the furnace features 500 individual firing programs and 20 individual press programs.

The new QTK2 heating muffle in combination with the SiC bottom reflector ensures homogeneous heat distribution in the firing chamber. As a result, the investment ring is preheated more evenly and reliably. Furthermore, these features enable the user to press difficult-to-press objects, e.g. with very thin marginal areas, and to achieve even higher quality results.

The electronic press drive with force sensor ensures the precise control of the press plunger in the micrometre range. The integrated Crack Detection System (CDS) immediately interrupts the press process if a crack in the investment ring occurs. Therefore, restorations are optimally protected.



Due to the new patented and Fully automatic Press Function (FPF), pressing is now even easier and more economical. All you need to do is put the investment ring into the furnace and press the start button – everything else is performed by the furnace itself. It chooses the press program, automatically heats the press chamber to the appropriate temperature and presses the fluid ceramic into the investment ring at the right time. Even post-pressing and cooling are controlled fully automatically – simply by touching a button.

Technical Data:

- Voltage: 200–240 V/50–60 Hz
110–120 V/50–60 Hz
- Dimensions (closed): Depth: 495 mm
Width: 320/395 mm (with cooling tray)
Height: 550 mm
- Firing chamber: Diameter: 90 mm, height: 80 mm
- Max. firing temperature: 1200°C

Colour: white

Advantages:

- Programat Infrared Technology recognizes the size and controls the temperature of the investment ring and ensures optimum predrying processes
- Furnace with built-in DSA function for the digital analysis of the tooth shade
- QTK2 muffle technology with SiC bottom reflector for homogeneous heat distribution
- Modern operating concept featuring a large 7-inch colour touch screen display and the proven membrane-sealed keypad for easy and intuitive operation
- Optical status and progress display (OSD) informs the user about the current status of the furnace
- Electronic press drive with force sensor produces high-quality press results. No compressed air connection required
- Crack Detection System detects cracks in the investment ring.
- Easy and automatic temperature calibration at two reference points (ATK2)
- Simple software update via USB flash drive or WLAN
- Remote diagnosis function via data file for optimum support by a service centre
- Integrated multimedia functions (photo viewer, video and MP3 player)
- Power Saving Technology for power-saving operation
- USB and Ethernet interfaces, SD card reader

Delivery forms

Programat® EP 5010 (white)	200–240 V/50–60 Hz*	645991
----------------------------	---------------------	--------

Programat EP 5010		
Power cord		
Vacuum hose		
Cooling tray		
SiC firing plate		
Firing Tray Kit 2		
Automatic Temperature Checking Set ATK2 (test set)		
Extra fuses		
USB download cable		
Ethernet cable		
Programat USB flash drive		
DSA Holder Kit		
Tong holder		
Investment ring cooling grid		
Programat WLAN Kit		
Various accessories		

* other voltage versions available

Investment Ring Cooling Grid

This investment ring cooling grid has been especially developed for the IPS Empress® System and permits optimum cooling of the investment rings to room temperature. In this way, thermal tension within the investment rings is prevented.



Delivery forms

Investment Ring Cooling Grid complete	1x	559758
--	-----------	---------------

Programat® S1 1600

The Programat® S1 1600 is a compact furnace for the sintering of restorations made of IPS e.max® ZirCAD, Zenostar® and other zirconium oxide materials. A special highlight is the maximum sintering temperature of up to 1,600 °C. Another advantage is the short sintering times, which have a positive effect on zirconium oxide restorations and power consumption.

Long sintering processes belong to the past. With the Programat S1 1600, single zirconium oxide restorations can be sintered in only 75 minutes and zirconium oxide bridge frameworks with up to four units in only 90 minutes – conventional furnaces usually need five to eight hours for this process.

Additionally, integrated speed programs for fully anatomical restorations with a high translucency are available.

For the laboratory, a short sintering process means that a higher level of efficiency can be achieved. Crowns and bridges with a zirconium oxide framework can be fabricated within one working day. The short sintering process does not jeopardize the high material strength and accuracy of fit of the restoration, as scientific research has proven. Moreover, the short sintering processes also help reduce power consumption.

With the new Programat Dosto Tray, the loading capacity of Programat S1 1600 can be increased by approx. 40% per firing cycle (with the exception of speed programs). This makes sintering even more efficient.

Technical Data:

- Voltage: 118–240 V/50–60 Hz
- Dimensions (closed):
 - Depth: 430 mm
 - Width: 305/410 mm (with cooling tray)
 - Height: 570 mm
 - Diameter: 80 mm / H 80 mm
- Firing chamber: Diameter: 80 mm / H 80 mm
- Max. firing temperature: 1,600 °C

Colour: white

Advantages:

- Sintering processes of up to 1,600 °C
- Sintering of single-tooth frameworks in 75 minutes and bridge frameworks in 90 minutes
- Integrated speed programs for fully anatomical restorations with a high translucency
- Up to 40% more loading capacity with the Programat Dosto Tray
- Simple and language-independent operation thanks to the proven combination of membrane-sealed keypad and graphic display
- Power saving technology
- Compact design and weight of only 27 kg
- Calibration possibility
- OSD (Optical Status Display)
- Remote control via PC/laptop by means of the PrograBase3 software

Delivery forms

Programat® S1 1600 (white)	118–240 V/50–60 Hz	680534
Programat S1 1600		
Power cord		
Cooling tray		
Sinter tray		
Programat Dosto-Tray		
Sinter tray fork		
Sinter furnace Temperature Checking Set Starter Kit		
USB download cable		
PrograBase3 Software		
Operating Instructions		
Various accessories		



Programat® Sinter Tray

The sinter tray permits easy loading of the Programat® S1/ Programat S1 1600 and is imperative for optimum sinter results. The special geometry of the tray ensures homogeneous heat distribution.



Delivery forms

Programat® Sinter Tray	1x	627987
------------------------	----	--------

Programat® Dosto Tray

With the new Programat® Dosto Tray, the loading capacity of the Programat S1 and the Programat S1 1600 can be increased by approx. 40% per firing cycle (with the exception of speed programs). This makes sintering even more efficient.



Delivery forms

Programat® Dosto Tray	1x	688790
-----------------------	----	--------

Programat® Sinter Tray Fork

The sinter tray fork is used to place the sinter tray inside the sintering chamber. Its shape has been precisely adjusted to fit the Programat sinter tray.



Delivery forms

Programat® Sinter Tray Fork	1x	627988
-----------------------------	----	--------

Sinter Furnace Temperature Checking Set MTH (1500°C)

Ten temperature control rings to check the exact sintering temperature of the Programat® S1 and Programat S1 1600.



Delivery forms

Sinter Furnace Temperature Checking Set MTH (1500°C)	627398
Sinter rings	10x
Conversion table	1x

Sinter Furnace Temperature Checking Set Starter Kit

The Temperature Checking Set Starter Kit comprises all the components necessary to check and calibrate the sinter temperature of the Programat® S1 and Programat S1 1600.



Delivery forms

Sinter Furnace Temperature Checking Set Starter Kit	627380
Sliding caliper	1x
Sinter rings	5x
Conversion table	1x

Lumamat® Test Set L100

The Lumamat® Test Set L100 is used to check the light performance and to adjust the temperature of the Lumamat 100.



Delivery forms

Lumamat® Test Set L100		578987
Sample carriers		5x
Sample holders		2x

Ivoclar Vivadent – worldwide

Ivoclar Vivadent AG

Bendererstrasse 2
9494 Schaan
Liechtenstein
Tel. +423 235 35 35
Fax +423 235 33 60
www.ivoclarvivadent.com

Ivoclar Vivadent Pty. Ltd.

1 – 5 Overseas Drive
P.O. Box 367
Noble Park, Vic. 3174
Australia
Tel. +61 3 9795 9599
Fax +61 3 9795 9645
www.ivoclarvivadent.com.au

Ivoclar Vivadent GmbH

Tech Gate Vienna
Donau-City-Strasse 1
1220 Wien
Austria
Tel. +43 1 263 191 10
Fax: +43 1 263 191 111
www.ivoclarvivadent.at

Ivoclar Vivadent Ltda.

Alameda Caiapós, 723
Centro Empresarial Tamboré
CEP 06460-110 Barueri – SP
Brazil
Tel. +55 11 2424 7400
www.ivoclarvivadent.com.br

Ivoclar Vivadent Inc.

1-6600 Dixie Road
Mississauga, Ontario
L5T 2Y2
Canada
Tel. +1 905 670 8499
Fax +1 905 670 3102
www.ivoclarvivadent.us

Ivoclar Vivadent Shanghai

Trading Co., Ltd.
2/F Building 1, 881 Wuding Road,
Jing An District
200040 Shanghai
China
Tel. +86 21 6032 1657
Fax +86 21 6176 0968
www.ivoclarvivadent.com

Ivoclar Vivadent Marketing Ltd.

Calle 134 No. 7-B-83, Of. 520
Bogotá
Colombia
Tel. +57 1 627 3399
Fax +57 1 633 1663
www.ivoclarvivadent.co

Ivoclar Vivadent SAS

B.P. 118
74410 Saint-Jorioz
France
Tel. +33 4 50 88 64 00
Fax +33 4 50 68 91 52
www.ivoclarvivadent.fr

Ivoclar Vivadent GmbH

Dr. Adolf-Schneider-Str. 2
73479 Ellwangen, Jagst
Germany
Tel. +49 7961 889 0
Fax +49 7961 6326
www.ivoclarvivadent.de

Ivoclar Vivadent Marketing (India)

Pvt. Ltd.
503/504 Raheja Plaza
15 B Shah Industrial Estate
Veera Desai Road, Andheri (West)
Mumbai, 400 053
India
Tel. +91 22 2673 0302
Fax +91 22 2673 0301
www.ivoclarvivadent.in

Ivoclar Vivadent Marketing Ltd.

The Icon
Horizon Broadway BSD
Block M5 No. 1
Kecamatan Cisauk Kelurahan Sampora
15345 Tangerang Selatan – Banten
Indonesia
Tel. +62 21 3003 2932
Fax +62 21 3003 2934
www.ivoclarvivadent.com

Ivoclar Vivadent s.r.l.

Via del Lavoro, 47
40033 Casalecchio di Reno (BO)
Italy
Tel. +39 051 6113555
Fax +39 051 6113565
www.ivoclarvivadent.it

Ivoclar Vivadent K.K.

1-28-24-4F Hongo
Bunkyo-ku
Tokyo 113-0033
Japan
Tel. +81 3 6801 1301
Fax +81 3 5844 3657
www.ivoclarvivadent.jp

Ivoclar Vivadent Ltd.

4F TAMIYA Bldg.
215 Baumoe-ro
Seocho-gu
Seoul, 06740
Republic of Korea
Tel. +82 2 536 0714
Fax +82 2 6499 0744
www.ivoclarvivadent.co.kr

Ivoclar Vivadent S.A. de C.V.

Calzada de Tlalpan 564,
Col Moderna, Del Benito Juárez
03810 México, D.F.
México
Tel. +52 (55) 50 62 10 00
Fax +52 (55) 50 62 10 29
www.ivoclarvivadent.com.mx

Ivoclar Vivadent BV

De Fruittuinen 32
2132 NZ Hoofddorp
Netherlands
Tel. +31 23 529 3791
Fax +31 23 555 4504
www.ivoclarvivadent.com

Ivoclar Vivadent Ltd.

12 Omega St, Rosedale
PO Box 303011 North Harbour
Auckland 0751
New Zealand
Tel. +64 9 914 9999
Fax +64 9 914 9990
www.ivoclarvivadent.co.nz

Ivoclar Vivadent Polska Sp. z o.o.

Al. Jana Pawła II 78
00-175 Warszawa
Poland
Tel. +48 22 635 5496
Fax +48 22 635 5469
www.ivoclarvivadent.pl

Ivoclar Vivadent LLC

Prospekt Andropova 18 korp. 6/
office 10-06
115432 Moscow
Russia
Tel. +7 499 418 0300
Fax +7 499 418 0310
www.ivoclarvivadent.ru

Ivoclar Vivadent Marketing Ltd.

Qlaya Main St.
Siricon Building No.14, 2nd Floor
Office No. 204
P.O. Box 300146
Riyadh 11372
Saudi Arabia
Tel. +966 11 293 8345
Fax +966 11 293 8344
www.ivoclarvivadent.com

Ivoclar Vivadent S.L.U.

Carretera de Fuencarral n°24
Portal 1 – Planta Baja
28108-Alcobendas (Madrid)
Spain
Tel. +34 91 375 78 20
Fax +34 91 375 78 38
www.ivoclarvivadent.es

Ivoclar Vivadent AB

Dalvägen 14
169 56 Solna
Sweden
Tel. +46 8 514 939 30
Fax +46 8 514 939 40
www.ivoclarvivadent.se

Ivoclar Vivadent Liaison Office

: Tesvikiye Mahallesi
Sakayik Sokak
Nisantas' Plaza No:38/2
Kat:5 Daire:24
34021 Sisli – Istanbul
Turkey
Tel. +90 212 343 0802
Fax +90 212 343 0842
www.ivoclarvivadent.com

Ivoclar Vivadent Limited

Compass Building
Feldspar Close
Warrens Business Park
Enderby
Leicester LE19 4SD
United Kingdom
Tel. +44 116 284 7880
Fax +44 116 284 7881
www.ivoclarvivadent.co.uk

Ivoclar Vivadent, Inc.

175 Pineview Drive
Amherst, N.Y. 14228
USA
Tel. +1 800 533 6825
Fax +1 716 691 2285
www.ivoclarvivadent.us