

Tetric EvoCeram®

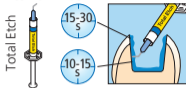
1

Self-Etch



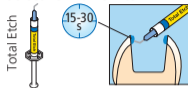
or

Etch & Rinse



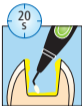
or

Selective Enamel-Etch



2

Adhese® Universal
VivaPen®



or

Adhese® Universal
Bottle



3

Tetric EvoFlow®



or

Tetric EvoFlow®
Bulk Fill



4

Tetric EvoCeram®



$\geq 500 \text{ mW/cm}^2$	20 s
$\geq 1'000 \text{ mW/cm}^2$	10 s
Bluephase® Style	10 s





Bluephase® Style



ivoclar
vivadent
clinical



CE 0123

	Conventional composites				Bulk Fill composites	
	FLOWABLE		SCULPTABLE		FLOWABLE	SCULPTABLE
	Tetric EvoFlow [®]		Tetric EvoCeram [®]		Tetric EvoFlow [®] Bulk Fill	Tetric EvoCeram [®] Bulk Fill
						
	Dentin & Bleach XL	Enamel	Dentin & Bleach XL	Enamel	Dentin-like translucency	Enamel-like translucency
Layer thickness up to	1.5 mm	2 mm	1.5 mm	2 mm	4 mm	4 mm
Exposure Time ≥ 500 mW/cm ²					20 s	
≥ 1000 mW/cm ² or Bluephase [®] Style (1'100 mW/cm ²)					10 s	



see instructions

Date information prepared: 2015-05-11 / 637550 / Rev.2
Ivoclar Vivadent AG, FL-9494 Schaan/Liechtenstein

