

Cervitec® Gel



Cervitec® Gel



Cervitec® Gel



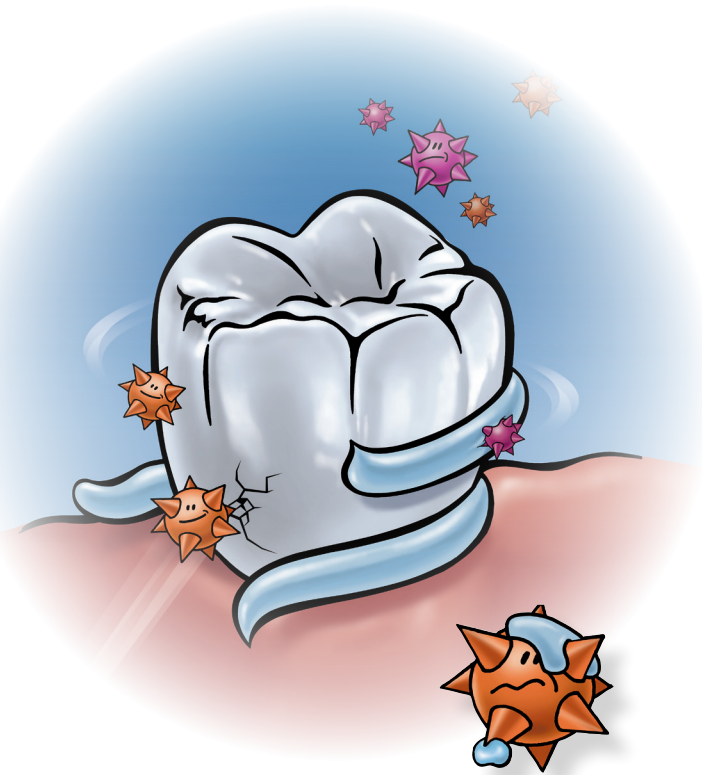
Cervitec® Gel



Professional back-up provided by the dental practice

Your denture has been adjusted according to your requirements. The shape of the denture will remain the same over time, while that of your jaw may change. As a result, the fit and function of your denture has to be checked by your dentist on a regular basis, for example, every six months. If your denture does not fit properly, your oral mucous membrane may become inflamed.

Your dentist and his or her team will examine your personal situation and advise you.



A smile connects – Beautiful, healthy teeth and healthy gums for a lifetime

Your benefits

Cervitec Gel helps you to keep the denture, implants and other dental restorations as well as your natural teeth in good condition for a long time.

If you have any questions, please do not hesitate to ask your dental team.

Cervitec Gel package sizes

- Single tube Cervitec Gel, 20 g
- Single tube Cervitec Gel, 50 g



Oral health for denture wearers



In cooperation with the Center for Dentistry and Oral Medicine University Clinic Jena Friedrich-Schiller-University Jena, Germany



6425062016-01-18/EN

Cervitec® Gel



Cervitec® Gel



Clean dentures: A great feeling

You have chosen quality removable tooth replacements. They allow you to do everything: eat, speak and smile. To enjoy it for a long time your personal involvement is very important. Use products minimizing natural plaque formation and bad breath as well as inflammation or caries in your natural teeth that may develop from plaque.

Keeping harmful bacteria in check

You require special protection, for example, with Cervitec Gel. The time-tested chlorhexidine contained in the product reduces the number of harmful bacteria in the mouth. Less plaque forms and any inflammation

of the gums and mucous membrane subsides. The soft tissue recovers and dentures stay germ-free – and your breath becomes fresher.



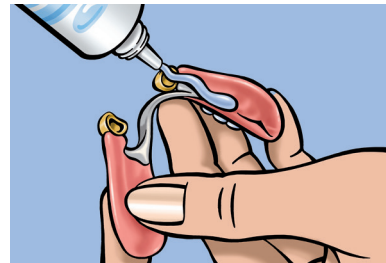
How to use an oral care gel

You can use Cervitec Gel according to your requirements:

- ▶ directly on the gums, oral mucous membrane or the inner surfaces of removable dentures,
- ▶ on an interdental brush to clean between the teeth and/or
- ▶ on a toothbrush in place of toothpaste to clean teeth in the accustomed way.

It is advisable to use Cervitec Gel as a preventive measure or until the symptoms subside, unless otherwise directed.

Tip You can help to enhance the effectiveness of the gel. Do not rinse your mouth: simply spit out the gel – done!

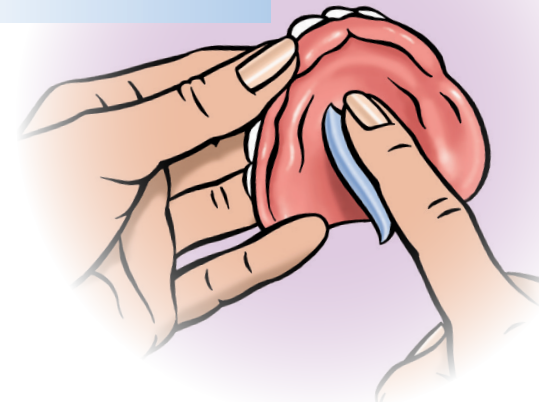


Cervitec Gel used with dentures



**Brush the
denture with
Cervitec Gel**

**Apply Cervitec Gel
on the inner
surfaces
of the denture**



Cervitec® Gel



Well-cared-for dentures last longer

It is important to take good care of your denture on a daily basis. This not only enhances your general well-being, but also accentuates your well-groomed appearance. Furthermore, your denture will be more comfortable if you observe the following measures:

- ▶ Remove your denture after each meal and rinse your mouth and denture with water.
- ▶ Thoroughly clean your denture with a soft denture brush and warm water at least once daily.
- ▶ Carefully brush the denture surfaces facing the mucous membrane and in the spaces between the teeth.
- ▶ Rinse the denture under running water after you have brushed it.
- ▶ Also clean your tongue and palate with a soft brush.
- ▶ Clean your natural teeth.
- ▶ Finally, massage the toothless areas.

These steps promote your oral health.